

ISSN 2310-6697

otoiser—open transactions on independent scientific-engineering research

FUNKTECHNIKPLUS # JOURNAL

Théorie—Expérimentation—Métrologie—Logiciel—Applications

ISSUE 1 – MONDAY 30 SEPTEMBER 2013 – YEAR 1

REPRINT

All-Band 2G+3G Radial Disc-Cone Antennas: Design, Construction and Measurements

N.I. Yannopoulou, P.E. Zimourtopoulos, E.T. Sarris



*This small European Journal is
In the Defense of Honesty in Science and Ethics in Engineering*

Publisher – otoiser—open transactions on independent scientific engineering research, www.otoiser.org—info@otoiser.org, Hauptstraße 52, 2831 Scheiblingkirchen, Austria

Language – We declare the origins of the Journal by using in the cover page English, German and French, as well as, a Hellenic vignette. However, since we recognize the dominance of US English in the technical literature, we adopted it as the Journal's language, although it is not our native language.

Focus – We consider Radio–FUNK, which still creates a vivid impression of the untouchable, and its Technology–TECHNIK, from an Advanced–PLUS point of view, Plus–PLUS Telecommunications Engineering, Electrical Engineering and Computer Science, that is, we dynamically focus at any related scientific-engineering research regarding Théorie, Expérimentation, Métrologie, Logiciel, ou Applications.

Scope – We emphasize this scope broadness by extending the title of the Journal with a Doppelkreuz-Zeichen # which we use as a placeholder for substitution of our Editorial Team disciplines: # Telecommunications etc. as above, or # High Voltage, # Software Engineering, # Simulation etc. as below.

Frequency – We publish 3 issues per year: on 31st of January, on 31st of May, and on 30th of September, as well as, an extra issue every 3 papers and a volume every 2 years.

Editions – We increase the edition number of an issue only when is needed to reform one or more of its papers—thus to increase their version numbers—but we keep unchanged its 1st edition date shown on its front page and we number its pages sequentially from 1. We count the editions of *About* separately.

Format – We use a fixed-space font, hyphenation, justification, unfixed word spacing, and the uncommon for Journals A5 (half A4) page size to achieve WYSIWYG printing and clear reading of 2 to 4 side-by-side pages on wide-screen displays

Printing-on-Demand – We can email gratis PDFs at 300-4000 dpi in booklet page scaling of either brochure or book type.

Copyright – We publish under a Creative Commons Attribution, CC-BY 3.0 Unported or CC-BY 4.0 International, License only.

Please download the latest *About* edition from
about.ftpj.otoiser.org

Editorial Team**# Electrical Engineering**

High Voltage Engineering # Insulating Materials
Professor Michael Danikas, mdanikas@ee.duth.gr
EECE, Democritus University of Thrace, Greece

Electrical Machines # Renewable Energies # Electric Vehicles
Assistant Professor Athanasios Karlis, akarlis@ee.duth.gr
EECE, Democritus University of Thrace, Greece

Computer Science

Computer Engineering # Software Engineering # Cyber Security
Professor Vasilis Katos, vkatos@bournemouth.ac.uk
Head of Computer and Informatics Dept, Bournemouth Univ, UK

Internet Engineering # Learning Management Systems
Lecturer Sotirios Kontogiannis, skontog@gmail.com
Business Administration Dept, TEI, Western Macedonia, Greece

Hypercomputation # Fuzzy Computation # Digital Typography
Dr. Apostolos Syropoulos, asyropoulos@yahoo.com
BSc-Physics, MSc-Computer Science, PhD-Computer Science
Independent Researcher, Xanthi, Greece

Telecommunications Engineering

Applied EM Electromagnetics # Applied Mathematics
Dr. Nikolaos Berketis, nberketis@gmail.com
BSc-Mathematics, MSc-Applied Maths, PhD-Applied Mathematics
Independent Researcher, Athens, Greece

Antennas # Metrology # EM Software # Simulation # Virtual Labs

Applied EM # Education # FLOSS # Amateur Radio # Electronics
Dr. Nikolitsa Yannopoulou, yin@arg.op4.eu *
Diploma Eng-EE, MEng-Telecom-EECE, PhD-Eng-Antennas-EECE
Independent Researcher, Scheiblingkirchen, Austria

Dr. Petros Zimourtopoulos, pez@arg.op4.eu *
BSc-Physics, MSc-Radio-Electronics, PhD-Antennas-EE
Independent Researcher, Scheiblingkirchen, Austria

* Copy & Layout Editing - Proof Reading - Issue & Web Management

Technical Support

Konstantinos Kondylis, kkondylis@gmail.com
Diploma Eng-EECE, MEng-EECE, Doha, Qatar
Christos Koutsos, ckoutsos@gmail.com
Diploma Eng-EECE, MEng-EECE, Bratislava, Slovakia

Information for Authors

This is a small, but independent, low profile Journal, in which we are all—Authors, Reviewers, Readers, and Editors—free at last to be Peers in Knowledge, without suffering from Journal roles or positions, Professional–Amateur–Academic statuses, or established "impact factorizations", under the following guiding principles:

Authors – We know what Work means, we respect the Work of the Independent Researcher in Science and Engineering and we want to exhibit his Work. Thus, we decided to found this Free and Open Access Journal in which to publish this Work. Furthermore, as we care indeed for the Work of the technical author—especially a young or a beginner one—we strongly support the publication of his Work, as follows:

0 We do not demand from the author to transfer his own copyright to us. Instead, we only consider papers resulting from original research work only, and only if the author can assure us that he owns the copyright of his own paper as well as that he submits to the Journal either an original copy or a revised version of his own paper, for possible publication after review—or even for immediate republication, if this paper has already been published after review—but, in any case under a Creative Commons Attribution, CC-BY 3 Unported or CC-BY 4 International, License, only.

1 We encourage the author to submit his own paper written just in Basic English plus Technical Terminology.

2 We encourage the author even to select a pen name, which may drop it at any time to reveal his identity.

3 We encourage the author to submit an accepted for publication paper, which he was forced to decline that publication because it would be based on a review with unacceptable evaluation or derogatory comments.

4 We encourage the author to submit any paper that was rejected after a poor, impotent, inadequate, unreasonable, irresponsible, incompetent, or "just ticking" review.

5 We encourage the author to submit an unreviewed paper of his own that he uploaded on some Open Access repository.

6 We encourage the author to upload his published papers in our Journal to a truly Free Open repository like viXra.org.

7 We provide the author with a decent, express, peer review process, of up to just 4 weeks, by at least 2, either anonymous or onymous, reviewers.

8 We provide the author with the option to choose from 2 review processes: the traditional, anonymous, close one, as well as, a contemporary, onymous, open review in our private mailing list for Peer Discussion.

9 Under the Clause 0 : We immediately accept for publication a research paper directly resulting from a Project Report, or a Diploma-, Master-, or PhD-thesis, which already the author has successfully defended before a committee of experts, as long as he can mention 2 members of this committee who approved his Work.

10 Under the Clause 0 : We immediately accept for publication any paper which is not Openly Accessible on the Internet.

11 We immediately publish online a paper, as soon as it is accepted for publication in the Journal.

12 We quickly publish an extra issue—that is in excess of the 3 issues we publish a year—as soon as the review process of 3 papers is completed.

Reviewers – Every peer may voluntarily become a reviewer of the Journal in his skillfulness for as long as he wishes. In addition, each author of the Journal must review one paper in his expertness for each one of his published papers.

Readers – Every reader is a potential post-reviewer: we welcome comments and post-reviews in our private mailing list for Peer Discussion.

Editors – Every editor owns a PhD degree—to objectively prove that he really has the working experience of passing through the dominant publishing system. An editor pre-reviews a paper in order to check its compliance to our guiding principles and to select the appropriate reviewers of it. We can accept for consideration papers only in the expertise areas currently shown in the Editorial Team page, above. However, since we are very willing to amplify and extend the Scope of the Journal, we welcome the volunteer expert, in any related subject, who wants to join the Editorial Team as long as he unreservedly accepts our guiding principles.

Electronic Publishing

We regularly use the Free Libre Open Source Software Libre Office with the Free Liberation Mono font and the Freewares PDFCreator and PDF-Xchange Viewer. We also use, with some basic html code of ours: the Free Open Source Software Open Journal System OJS by the Public Knowledge Project PKP installed in our website, and the Free Open Digital Library of

Internet Archive website, where we upload Issues, Paper reprints, *About* documents, and Volumes, in both portrait and landscape orientations, for exceptionally clear online reading with the Free Open Source BookReader.

Submissions

We can consider only papers submitted in a format which is fully compatible with LibreOffice—preferably in odt format.

Legal Notice – It is taken for granted that the submitter—correspondent author accepts, without any reservation, the totality of our publication conditions as they are analytically detailed here, in this *About*, as well as, that he also carries, in the case of a paper by multiple authors, the independent will of each one of his coauthors to unreservedly accept all the aforementioned conditions for their paper.

Internet Addresses

Internet Publishing Website : ftpj.otoiser.org

Internet Archive Digital Library : archive.org/details/@ftpj

Printing-on-Demand : pod@ftpj.otoiser.org

Principal Contact : principal-contact@ftpj.otoiser.org

Technical Support : technical-support@ftpj.otoiser.org

Editorial Team–Technical Support List : etts.ftpj.otoiser.org

Peer Discussion List : peers.ftpj.otoiser.org

Submissions : sub@ftpj.otoiser.org

Sample Paper Template : template.ftpj.otoiser.org

ARG NfP AoI

Antennas Research Group

Not-for-Profit Association of Individuals *

arg.op4.eu – arg@op4.eu

Hauptstraße 52, 2831 Scheiblingkirchen, Austria

* The Constitution of Greece, Article: 12(3) 2008:

www.hellenicparliament.gr/en/Vouli-ton-Ellinon/To-Politevma

* The Hellenic Supreme Court of Civil and Penal Law:

www.areiospagos.gr/en/ – Court Rulings:Civil|A1|511|2008

This document is licensed under a Creative Commons Attribution 4.0 International License – <https://creativecommons.org/licenses/by/4.0/>

All-Band 2G+3G Radial Disc-Cone Antennas: Design, Construction and Measurements

N.I. Yannopoulou, P.E. Zimourtopoulos, E.T. Sarris *

Antennas Research Group, Austria – Hellas [1, 2]
EECE Dept, Democritus University of Thrace, Hellas [2 and 3]

Abstract

We define as "All-Band 2G+3G" any band that includes all frequencies allocated to both 2G and 3G services. We define as "Radial Disc-Cone Antenna RDCA" any discone antenna with a structure of radial wires. The RDCA was theoretically analyzed and software simulated with the purpose of computationally design a broadband model of it. As an application, a broadband RDCA for operation from 800 to 3,000 MHz, which include all 2G and 3G frequencies, was designed and an experimental model was constructed and tested. In order to evaluate the agreement between theory and practice, mathematically expressed measurement error bounds were computed.

Introduction

In 1945, Kandoian invented the well-known discone antenna, that is a dipole made of a disc above a cone [1]. In 1953, Nail gave experimentally two naive relations for the discone dimensions [2].

In 1987, Rappaport designed discones using an N-type connector feed [3]. In 1993, Cooke studied a discone with a structure of radial wires [4]. In 2005, Kim et al. presented a double radial discone antenna for Ultra Wide-Band applications [5].

In this short paper we present an All-Band 2G+3G RDCA fed by an N-type/Female/50-Ohm connector.

Research

The RDCA was theoretically analyzed as a group of identical filamentary V-dipoles with unequal arms connected in parallel. The dipoles recline on equiangular vertical phi-planes around z-axis to form a disconical array. Fig.1A shows two such coplanar dipoles conformed with the apex angle a . Each V-dipole has a total length L equal to the sum of arm lengths r and s plus the gap g between its terminals.

The simulation was based on a suite of developed visual tools which are supported by a fully analyzed, corrected and redeveloped edi-

tion of the original thin-wire computer program by J.H. Richmond [6].

Two arithmetic criteria were adopted for the broadband characterization of a model:

- (1) 50-Ohm VSWR lower than 2
- (2) Normalized radiation intensity U/U_{max} lower than 3 dB on the horizontal plane.

A visual application program was specifically developed to design a broadband radial discone with bare wires of diameter d embedded in free space when the wire conductivity, the type of feeding connector and the frequency band are given.

The program uses the model of a radial discone fed by an N-type connector shown in Fig.2. Starting with an appropriate combination of the relations given by [2]-[4] the program computes by iteration in terms of wavelength λ , the geometric characteristics r , s , g , a , of the broadband model, just when the criteria are satisfied.

Fig.1B shows a Ground Plane Antenna GPA that was designed for reference and consists of equal number of cone radials s and a vertical monopole with height r .

As a practical application of the broadband design, the 2G+3G band from 800 to 2,500

MHz was selected to begin with and an experimental radial discone of copper wire fed by N-type connector was built, as shown in Fig.3.

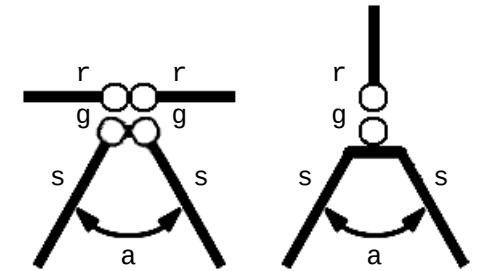


Fig.1: A – RDCA, B – GPA

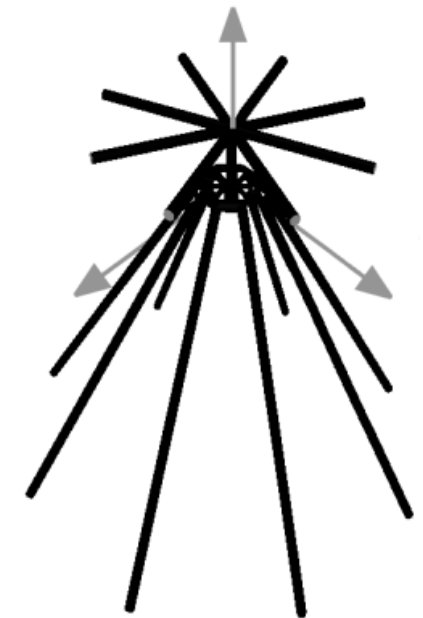


Fig.2: RDCA – Designed Model

In order to demonstrate the particular behavior of the experimental model, the 2G+3G band was divided as follows:

2G+3G Sub-Bands
800 MHz – 2,500 MHz

Sub-Band	MHz
I	806 – 960
II	1,429 – 1,513
III	1,710 – 1,900
IV	1,910 – 2,025
V	2,110 – 2,170
VI	2,400 – 2,499

Our measurement system consists of an EM anechoic chamber, a network analyzer, a number of support instruments, a set of standard loads of factory accuracy and a constructed antenna rotation mechanism with a built hardware control unit of its step motor. The combined characteristics of system parts specify a measurement band from 600 to 1300 MHz, which overlaps with the 2G/3G band. Developed control software synchronizes the system and collects data using the IEEE-488 protocol.

A developed general mathematical method expresses the measurement error bounds. Another set of developed software applications processes the collected data and computes the error bounds.

Results

The consideration of radial discone as an array of at least eight 8 V-dipoles produces a theta-polarized vector radiation pattern with magnitude a surface almost by revolution around z-axis. So the radial discone has indeed on the horizontal plane xOy the basic properties of a vertically polarized almost omni-directional antenna, that is a fact that encouraged the design of a broadband model by using simulation.

The application of the broadband criteria to 2G/3G band resulted to the design of a RDCA with the following geometrical characteristics:

All-Band 2G+3G RDCA
800 MHz – 3,000 MHz

Geometry		Units
d	1.5	[mm]
r	44	[mm]
g	6	[mm]
s	125	[mm]
a	60	[°]

The RDCA operates from 800 to 3,000 MHz, which exceeds that of 2G+3G band. The accordingly constructed experimental radial discone of Fig.3 should be implied with a constructional tolerance of ±0.5 mm and ±0.5°.

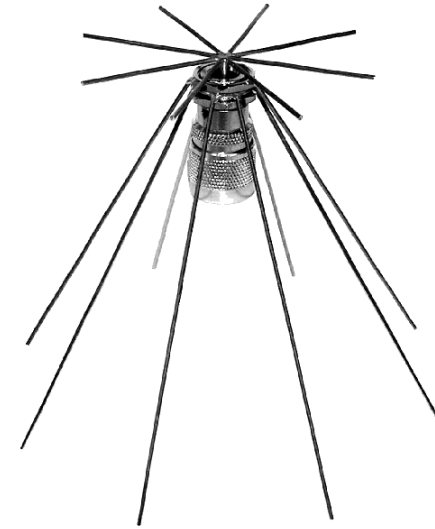


Fig.3: RDCA experimental model

The broadband model has a directivity from about -0.5 to 2.9 dBd with slope angle between -65° and +58°, but the directivity gain on horizontal plane stays very close to the desirable value of 0 dBi, since it changes from -1 to +1.7 dBi only. Fig.4 shows that the predicted horizontal normalized radiation intensity remains below 3 dB indeed, while it stays above 0 dB relative to the reference antenna in all 2G+3G sub-bands indicated by the vertical gray strips, when both are fed by the same 50-Ohm source.

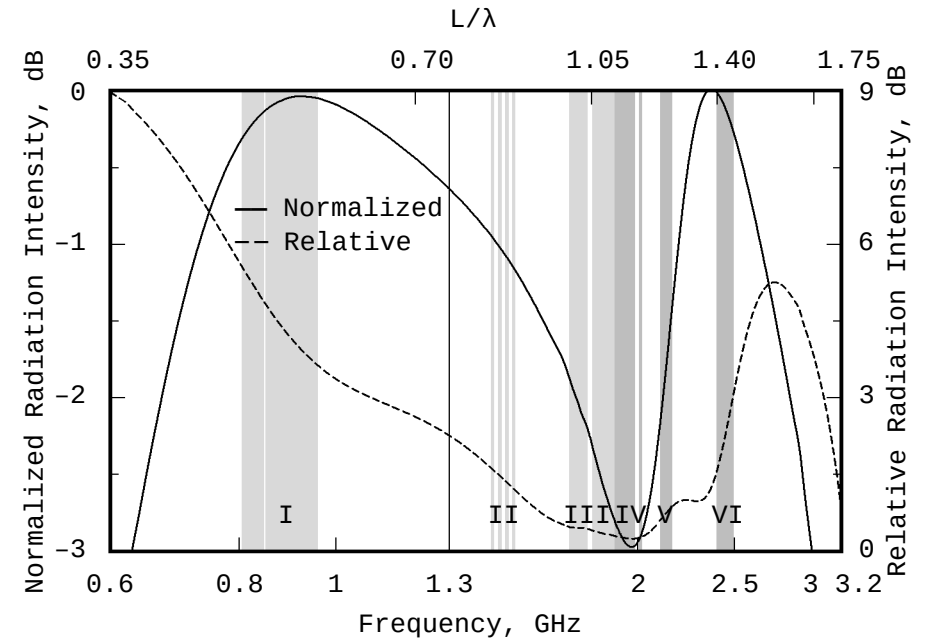


Fig.4: Predicted radiation intensity on horizontal plane.

Fig.5A shows the predicted normalized radiation patterns in dB at the center of each sub-band, which confirms the horizontal omni-directional radiation properties of the broadband model.

At the center frequency of 950 MHz of the measurement band, the predicted and measured radiation intensity on the three main cuts of the radiation pattern are in good

agreement, as shown in Fig. 5B.

This is made clearer by the measurement error bounds on a vertical plane as shown in Fig.6.

Fig.7 shows that the 50-Ohm VSWR predicted results for the broadband disccone are below 2 indeed and almost covered by the error bounds in the measurement band.

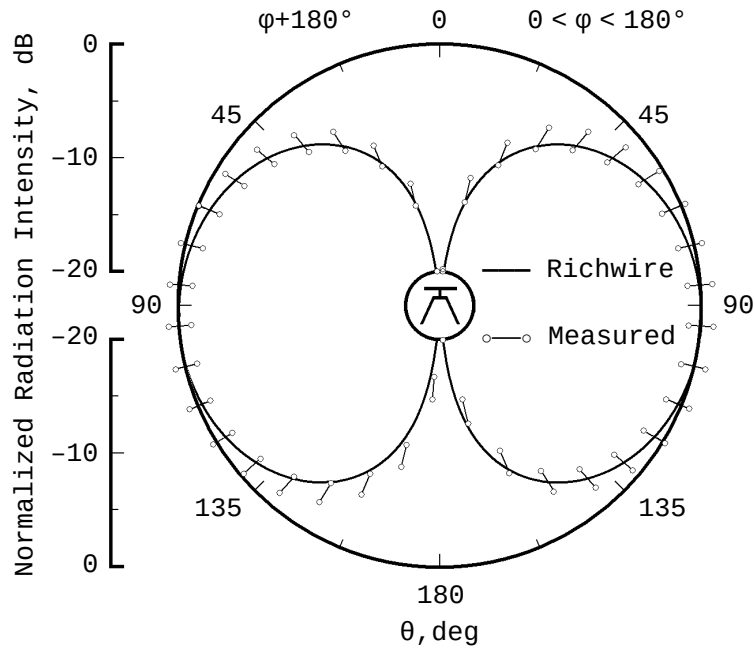


Fig.6: Measurement error bounds on a vertical plane

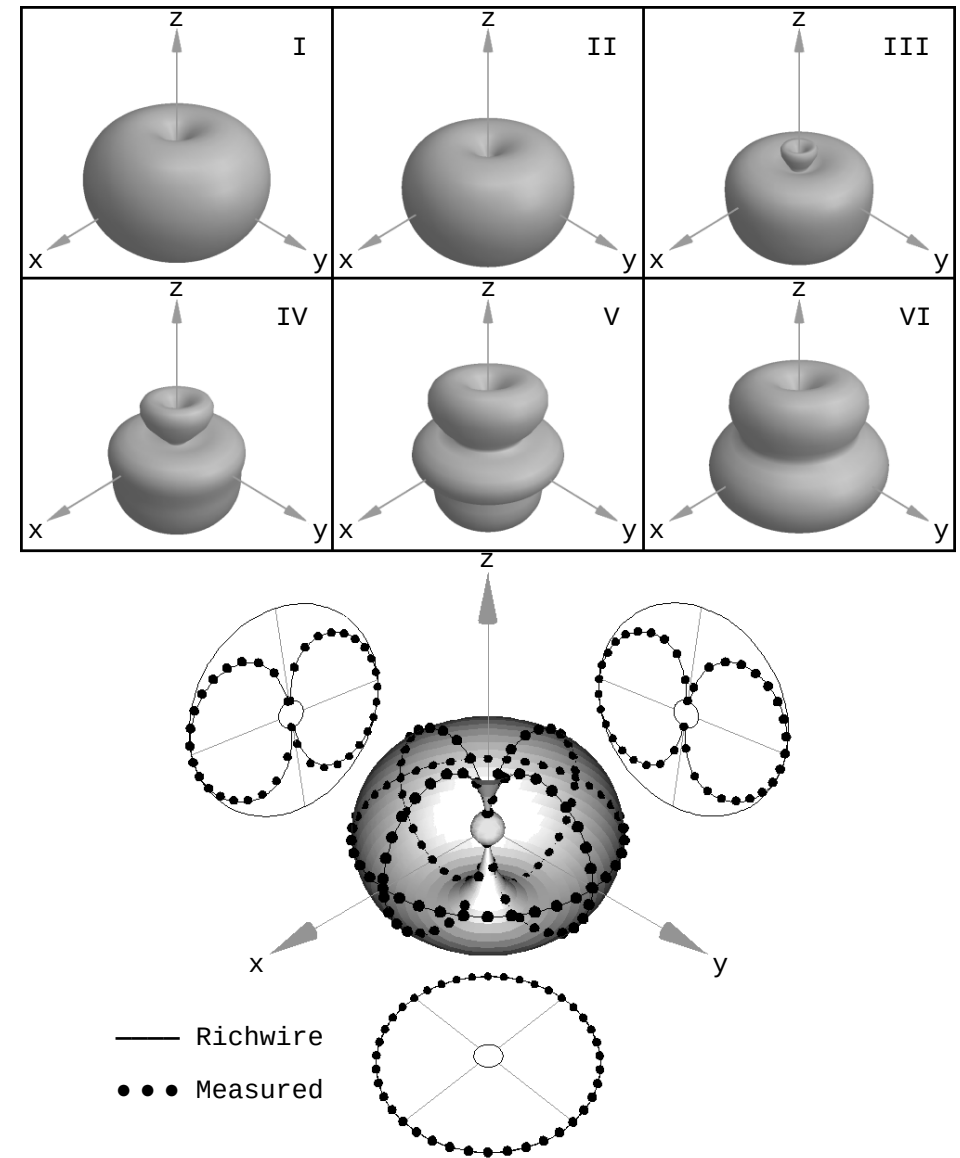


Fig.5: A (Up) Predicted normalized radiation intensity patterns at the center of each 2G+3G sub-band – B (Down) Normalized radiation intensity pattern at the center of measurements band

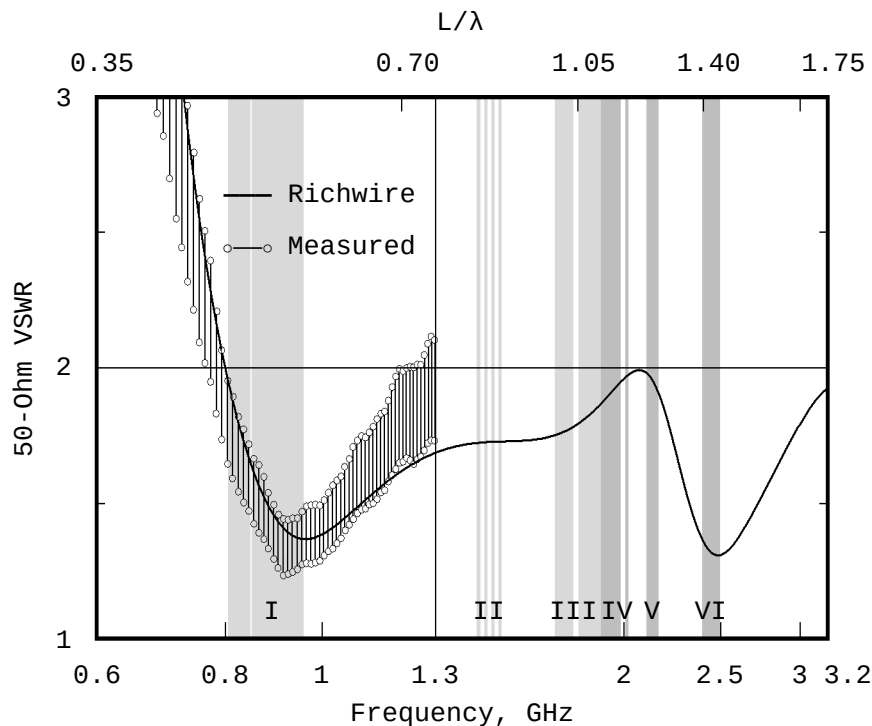


Fig.7: Standing wave ratio against frequency or ratio of total length to wavelength

Conclusion

Prediction and experimentation in the measurement band 600 MHz to 1,300 MHz proposes a successfully de-

signed, constructed, and measured Radial Disk Cone Antenna RDCA capable to serve All-Band 2G+3G applications from 800 MHz to 3,000 MHz.

Credits

The authors acknowledge Adamantios Diamantidis, SV7FSF, a former member of Computer Center – Network Administration Center at Democritus University of Thrace, now Systems Engineer, Systems Administrator (honorary), Berlin, Germany, who motivated the study of Discone Antennas on behalf of FSF Free Software Foundation followers on the purpose to be openly supported in their Wi-Fi activities.

References

- [1] Kandoian A.G., "Three New Antenna Types and Their Applications", Proceedings of IRE, Vol. 34, February 1946, pp. 70W-75W
- [2] Nail J.J., "Designing Discone Antennas", Electronics, August 1953, pp. 167-169
- [3] Rappaport T.S., "Discone Design Using N-Connector Feed", IEEE Antennas and Propagation Society Newsletter, Vol. 30, February 1988, pp. 12-14
- [4] Cooke D.W., "The Skeleton Discone", The ARRL Antenna Compendium, Vol. 3, 1993, pp. 140-143
- [5] Kim K.H., Kim J.U. and Park S.O.: "An Ultrawide-Band Double Discone Antenna With the Tapered Cylindrical Wires", IEEE Transactions on Antennas and Propagation, Vol. 53, No. 10, October 2005, pp. 3403-3406
- [6] Richmond J.H., "Radiation and scattering by thin-wire structures in a homogeneous conducting medium", IEEE Transactions on Antennas and Propagation, Vol. 22, Issue 2, March 1974, p.365

Preprint Versions

Broadband radial discone antenna:
 Design, application and measurements
 N. I. Yannopoulou, P. E. Zimourtopoulos, E. T. Sarris
arxiv.org/abs/physics/0612043

Follow-Up Research Paper

Not until now

Previous Publication in FUNKTECHNIKPLUS # JOURNAL

None

*** About The Authors**

[This Page Intentionally Left Blank]

Nikolitsa Yannopoulou, SV7DMC, was born in Chania, Crete, Greece in 1969. She graduated in 1992 from Electrical Engineering at Democritus University of Thrace, Xanthi, Greece and since then she is with the Antennas Research Group (1992). She received the MEng degree with full marks in Microwaves in 2003 and her PhD degree in Antennas, in 2008 at Democritus University. Her research interests are in antenna theory, software, simulation, built, measurements and virtual laboratories.

yin@arg-at.eu – www.arg-at.eu

Petros Zimourtopoulos, SV7BAX, was born in Thessaloniki, Greece in 1950. 1976: Physics degree, 1978: Electronic Physics (*Radio-Electrology*) MSc and four courses to Mathematics degree, from Aristotle University of Thessaloniki. 1985: PhD in Antennas, from Electrical Engineering Department at Democritus University of Thrace. 1986: Lecturer; 1992: Assistant Professor; and since 1994, in permanent position, at Electrical Engineering and Computer Engineering Department of Democritus University. In 1985, he founded, and since then he leads, the independent Antennas Research Group.

pez@arg-at.eu – www.arg-at.eu

Emmanuel Sarris was born in Athens, Greece, 1945. Diploma of Physics, University of Athens, 1967. PhD in Space Physics (with J.A.Van Allen), University of Iowa, 1973. Post Doctoral Fellow, Applied Physics Laboratory of the Johns Hopkins University, 1974-76. Research Scientist, Max-Planck Institut, 1976-77. Professor of Electrodynamics at the Department of Electrical Engineering of the University of Thrace and Director of the Space Research Laboratory, 1977-2012. Experience: Space Plasma Electrodynamics; Design, Construction and Testing of Space Instruments and Systems; Satellite Communications; Satellite Remote Sensing. Co-I or P-I in the International Space Missions: Ulysses, Geotail, Interball-Aurora, Interball-Tail, Cluster, Spektr-R. Over 300 refereed publications and 1700 citations. COSPAR Plenary Council. Corresponding Member of the Academy of Athens, 2003. ESA and/or NASA Awards for outstanding contributions to the Ulysses, Geotail and Cluster Missions.

This paper is licensed under a Creative Commons Attribution 4.0 International License – <https://creativecommons.org/licenses/by/4.0/>

[This Page Intentionally Left Blank]

[This Page Intentionally Left Blank]

[This Page Intentionally Left Blank]

In case of any doubt,
download the genuine papers from
genuine.ftpj.otoiser.org

FRONT COVER VIGNETTE

A faded synthesis of an anthemion rooted in a meandros

The thirteen-leaf is a symbol for a life tree leaf.
"Herakles and Kerberos", ca. 530–500 BC,
by Paseas, the Kerberos Painter,
Museum of Fine Arts, Boston.

www.mfa.org/collections/object/plate-153852

The simple meandros is a symbol for eternal immortality.
"Warrior with a phiale", ca. 480–460 BC,
by Berliner Maler,
Museo Archeologico Regionale "Antonio Salinas" di Palermo.

commons.wikimedia.org/wiki/File:Warrior_MAR_Palermo_NI2134.jpg