

ISSN 2310-6697

otoiser—open transactions on independent scientific-engineering research

FUNKTECHNIKPLUS # JOURNAL

Théorie—Expérimentation—Métrologie—Logiciel—Applications

ISSUE 1 – MONDAY 30 SEPTEMBER 2013 – YEAR 1

REPRINT

Measurement Uncertainty in Network Analyzers: Differential Error Analysis of Error Models Part 1: Full One-Port Calibration

N.I. Yannopoulou, P.E. Zimourtopoulos



*This small European Journal is
In the Defense of Honesty in Science and Ethics in Engineering*

Publisher – otoiser—open transactions on independent scientific engineering research, www.otoiser.org—info@otoiser.org, Hauptstraße 52, 2831 Scheiblingkirchen, Austria

Language – We declare the origins of the Journal by using in the cover page English, German and French, as well as, a Hellenic vignette. However, since we recognize the dominance of US English in the technical literature, we adopted it as the Journal's language, although it is not our native language.

Focus – We consider Radio–FUNK, which still creates a vivid impression of the untouchable, and its Technology–TECHNIK, from an Advanced–PLUS point of view, Plus–PLUS Telecommunications Engineering, Electrical Engineering and Computer Science, that is, we dynamically focus at any related scientific-engineering research regarding Théorie, Expérimentation, Métrologie, Logiciel, ou Applications.

Scope – We emphasize this scope broadness by extending the title of the Journal with a Doppelkreuz-Zeichen # which we use as a placeholder for substitution of our Editorial Team disciplines: # Telecommunications etc. as above, or # High Voltage, # Software Engineering, # Simulation etc. as below.

Frequency – We publish 3 issues per year: on 31st of January, on 31st of May, and on 30th of September, as well as, an extra issue every 3 papers and a volume every 2 years.

Editions – We increase the edition number of an issue only when is needed to reform one or more of its papers—thus to increase their version numbers—but we keep unchanged its 1st edition date shown on its front page and we number its pages sequentially from 1. We count the editions of *About* separately.

Format – We use a fixed-space font, hyphenation, justification, unfixed word spacing, and the uncommon for Journals **A5** (half A4) page size to achieve WYSIWYG printing and clear reading of 2 to 4 side-by-side pages on wide-screen displays

Printing-on-Demand – We can email gratis PDFs at 300-4000 dpi in booklet page scaling of either brochure or book type.

Copyright – We publish under a Creative Commons Attribution, CC-BY 3.0 Unported or CC-BY 4.0 International, License only.

Please download the latest *About* edition from
about.ftpj.otoiser.org

Editorial Team**# Electrical Engineering**

High Voltage Engineering # Insulating Materials
Professor Michael Danikas, mdanikas@ee.duth.gr
EECE, Democritus University of Thrace, Greece

Electrical Machines # Renewable Energies # Electric Vehicles
Assistant Professor Athanasios Karlis, akarlis@ee.duth.gr
EECE, Democritus University of Thrace, Greece

Computer Science

Computer Engineering # Software Engineering # Cyber Security
Professor Vasilis Katos, vkatos@bournemouth.ac.uk
Head of Computer and Informatics Dept, Bournemouth Univ, UK

Internet Engineering # Learning Management Systems
Lecturer Sotirios Kontogiannis, skontog@gmail.com
Business Administration Dept, TEI, Western Macedonia, Greece

Hypercomputation # Fuzzy Computation # Digital Typography
Dr. Apostolos Syropoulos, asyropoulos@yahoo.com
BSc-Physics, MSc-Computer Science, PhD-Computer Science
Independent Researcher, Xanthi, Greece

Telecommunications Engineering

Applied EM Electromagnetics # Applied Mathematics
Dr. Nikolaos Berketis, nberketis@gmail.com
BSc-Mathematics, MSc-Applied Maths, PhD-Applied Mathematics
Independent Researcher, Athens, Greece

Antennas # Metrology # EM Software # Simulation # Virtual Labs

Applied EM # Education # FLOSS # Amateur Radio # Electronics
Dr. Nikolitsa Yannopoulou, yin@arg.op4.eu *
Diploma Eng-EE, MEng-Telecom-EECE, PhD-Eng-Antennas-EECE
Independent Researcher, Scheiblingkirchen, Austria

Dr. Petros Zimourtopoulos, pez@arg.op4.eu *
BSc-Physics, MSc-Radio-Electronics, PhD-Antennas-EE
Independent Researcher, Scheiblingkirchen, Austria

* Copy & Layout Editing - Proof Reading - Issue & Web Management

Technical Support

Konstantinos Kondylis, kkondylis@gmail.com
Diploma Eng-EECE, MEng-EECE, Doha, Qatar
Christos Koutsos, ckoutsos@gmail.com
Diploma Eng-EECE, MEng-EECE, Bratislava, Slovakia

Information for Authors

This is a small, but independent, low profile Journal, in which we are all—Authors, Reviewers, Readers, and Editors—free at last to be Peers in Knowledge, without suffering from Journal roles or positions, Professional–Amateur–Academic statuses, or established "impact factorizations", under the following guiding principles:

Authors – We know what Work means, we respect the Work of the Independent Researcher in Science and Engineering and we want to exhibit his Work. Thus, we decided to found this Free and Open Access Journal in which to publish this Work. Furthermore, as we care indeed for the Work of the technical author—especially a young or a beginner one—we strongly support the publication of his Work, as follows:

0 We do not demand from the author to transfer his own copyright to us. Instead, we only consider papers resulting from original research work only, and only if the author can assure us that he owns the copyright of his own paper as well as that he submits to the Journal either an original copy or a revised version of his own paper, for possible publication after review—or even for immediate republication, if this paper has already been published after review—but, in any case under a Creative Commons Attribution, CC-BY 3 Unported or CC-BY 4 International, License, only.

1 We encourage the author to submit his own paper written just in Basic English plus Technical Terminology.

2 We encourage the author even to select a pen name, which may drop it at any time to reveal his identity.

3 We encourage the author to submit an accepted for publication paper, which he was forced to decline that publication because it would be based on a review with unacceptable evaluation or derogatory comments.

4 We encourage the author to submit any paper that was rejected after a poor, impotent, inadequate, unreasonable, irresponsible, incompetent, or "just ticking" review.

5 We encourage the author to submit an unreviewed paper of his own that he uploaded on some Open Access repository.

6 We encourage the author to upload his published papers in our Journal to a truly Free Open repository like viXra.org.

7 We provide the author with a decent, express, peer review process, of up to just 4 weeks, by at least 2, either anonymous or onymous, reviewers.

8 We provide the author with the option to choose from 2 review processes: the traditional, anonymous, close one, as well as, a contemporary, onymous, open review in our private mailing list for Peer Discussion.

9 Under the Clause 0 : We immediately accept for publication a research paper directly resulting from a Project Report, or a Diploma-, Master-, or PhD-thesis, which already the author has successfully defended before a committee of experts, as long as he can mention 2 members of this committee who approved his Work.

10 Under the Clause 0 : We immediately accept for publication any paper which is not Openly Accessible on the Internet.

11 We immediately publish online a paper, as soon as it is accepted for publication in the Journal.

12 We quickly publish an extra issue—that is in excess of the 3 issues we publish a year—as soon as the review process of 3 papers is completed.

Reviewers – Every peer may voluntarily become a reviewer of the Journal in his skillfulness for as long as he wishes. In addition, each author of the Journal must review one paper in his expertness for each one of his published papers.

Readers – Every reader is a potential post-reviewer: we welcome comments and post-reviews in our private mailing list for Peer Discussion.

Editors – Every editor owns a PhD degree—to objectively prove that he really has the working experience of passing through the dominant publishing system. An editor pre-reviews a paper in order to check its compliance to our guiding principles and to select the appropriate reviewers of it. We can accept for consideration papers only in the expertise areas currently shown in the Editorial Team page, above. However, since we are very willing to amplify and extend the Scope of the Journal, we welcome the volunteer expert, in any related subject, who wants to join the Editorial Team as long as he unreservedly accepts our guiding principles.

Electronic Publishing

We regularly use the Free Libre Open Source Software Libre Office with the Free Liberation Mono font and the Freewares PDFCreator and PDF-Xchange Viewer. We also use, with some basic html code of ours: the Free Open Source Software Open Journal System OJS by the Public Knowledge Project PKP installed in our website, and the Free Open Digital Library of

Internet Archive website, where we upload Issues, Paper reprints, *About* documents, and Volumes, in both portrait and landscape orientations, for exceptionally clear online reading with the Free Open Source BookReader.

Submissions

We can consider only papers submitted in a format which is fully compatible with LibreOffice—preferably in odt format.

Legal Notice – It is taken for granted that the submitter–correspondent author accepts, without any reservation, the totality of our publication conditions as they are analytically detailed here, in this *About*, as well as, that he also carries, in the case of a paper by multiple authors, the independent will of each one of his coauthors to unreservedly accept all the aforementioned conditions for their paper.

Internet Addresses

Internet Publishing Website : ftpj.otoiser.org

Internet Archive Digital Library : archive.org/details/@ftpj

Printing-on-Demand : pod@ftpj.otoiser.org

Principal Contact : principal-contact@ftpj.otoiser.org

Technical Support : technical-support@ftpj.otoiser.org

Editorial Team–Technical Support List : etts.ftpj.otoiser.org

Peer Discussion List : peers.ftpj.otoiser.org

Submissions : sub@ftpj.otoiser.org

Sample Paper Template : template.ftpj.otoiser.org

ARG NfP AoI

Antennas Research Group

Not-for-Profit Association of Individuals *

arg.op4.eu – arg@op4.eu

Hauptstraße 52, 2831 Scheiblingkirchen, Austria

* The Constitution of Greece, Article: 12(3) 2008:
www.hellenicparliament.gr/en/Vouli-ton-Ellinon/To-Politevma

* The Hellenic Supreme Court of Civil and Penal Law:
www.areiospagos.gr/en/ – Court Rulings:Civil|A1|511|2008

This document is licensed under a Creative Commons Attribution 4.0 International License – <https://creativecommons.org/licenses/by/4.0/>

Measurement Uncertainty in Network Analyzers: Differential Error Analysis of Error Models Part 1: Full One-Port Calibration

N.I. Yannopoulou, P.E. Zimourtopoulos *

Antennas Research Group, Austria – Hellas [1, 2]
ECE Dept, Democritus University of Thrace, Hellas [2]

Abstract

An analytical method was developed to estimate errors in quantities depended on full one-port vector network analyzer (VNA) measurements using differentials and a complex differential error region (DER) was defined. To evaluate the method, differences instead of differentials were placed over a DER which was then analyzed and compared with another commonly used estimated error. Two real differential error intervals (DEIs) were defined by the greatest lower and least upper bounds of DER projections. To demonstrate the method, a typical device under test (DUT) was built and tested against frequency. Practically, a DER and its DEIs are solely based on manufacturer's data for standard loads and their uncertainties, measured values and their inaccuracies.

Introduction

In full one-port measurements with a VNA of real characteristic impedance Z_0 , a DUT with impedance Z has a reflection coefficient ρ defined by

$$\rho = (Z - Z_0)/(Z + Z_0)$$

and related to its measured value m by the bilinear transformation

$$\rho = (m - D)/[M(m - D) + R]$$

in terms of errors D , M and R [1]. This transformation can be uniquely determined from given distinct ρ_n , $n = 1, 2, 3$ and respectively known m_k , $k = n$ [2].

Research

We considered ρ_n , m_k as the elements of given ordered triples (A, B, C) , (a, b, c) , solved the resulting system and appropriately expressed its solution by

$$F = \sum cC(B - A)$$

$$D = \sum abC(A - B)/F$$

$$M = \sum c(B - A)/F$$

$$R = [\prod (A - B)(a - b)]/F^2$$

where \sum and \prod produce two more terms from the one shown, by rotation of the ordered triple elements. These errors were then considered

as depended on the independent variables ρ_n , m_k . Therefore, their differentials were expressed in the same manner by

$$dD = [\prod (a - b) \sum (B - C)BC da + \sum (b - c)^2(B - A)(C - A)BC da]/F^2$$

$$dM = [\sum (a - b)(c - a)(B - C)^2dA - \prod (A - B) \sum (b - c)da]/F^2$$

$$dR = \{ \sum [F + 2(a - b)B(A - C)] [(B - C)^2dA \prod (a - b) - (b - c)^2da \prod (A - B)] \}/F^3$$

After that, the differential of ρ was expressed by

$$d\rho = [-RdD - (m - D)^2dM - (m - D)dR + Rdm]/[M(m - D) + R]^2$$

and was considered depended, through dD , dM and dR , on $L = 7$ independent variables and their independent differentials: ρ_n , $n = 1, 2, 3$ and m_k , $k = n$ or $k = 0$ with $m_0 = m$.

The developed expressions were mechanically verified using a developed software program for symbolic computations.

Manufacturer's data for standard loads used in full-one port VNA measurements are substituted in ρ_n , and for their uncertainties in $d\rho_n$. Since Z_0 is real, the domain of each ρ_n is the closed unit circle [3]. For $|\rho_n| = 0$ or 1 , care must be exercised to restrict its differential value onto its domain. The VNA mea-

surements have specified bounded ranges for their modulus and argument, so that the domain of each m_k is a bounded circular annular with its center at the origin O of the complex plane. Measurement data are substituted in m_k and manufacturer's data for measurement inaccuracy in dm_k . Uncertainty and inaccuracy data outline domains for $d\rho_n$ and dm_k . If $z = |r|e^{j\varphi}$, stands for any of the independent variables and dz for its differential then the contribution of dz to $d\rho$ is a summation term of the form Wdz , with $W = |U|e^{jV}$, so that

$$Wdz = |U|e^{j(V + \varphi)}d|r| + |U|e^{j(V + \varphi + \pi/2)}|r|d\varphi$$

where W is in fact a known value of the respective partial derivative and $d|r|$, $d\varphi$ are the independent real differentials of the complex dz in polar form. Each expression Wdz outlines a contour for a partial DER around O . If $z \neq 0$, the partial DER is a parallelogram with perpendicular sides $d|r|$ and $|r|d\varphi$, stretched or contracted by $|U|$ and rotated by $(V + \varphi)$ around O . If $z = \rho_n = 0$, the partial DER is a circle with radius $|U|d|r|$. Accordingly, a DER is the sum of either L parallelograms or $(L - 1)$ parallelograms and 1 circle. DER is

then a convex set with contour either a polygonal line with 4L vertices at most, or a piecewise curve composed of 4(L - 1) line segments and 4(L - 1) circular arcs at most. The greatest lower and least upper differential error bounds are the end-points of DEIs for the real and imaginary parts of dp and result from the projections of DER for ρ on the coordinate axes. These conclusions can be generalized for any other quantity directly or indirectly depended on all, some or just one of the above independent variables and their differentials. Thus, the quantity has an L-term DER, where 7 ≥ L ≥ 1. For example, the impedance Z of a DUT has the 7-term DER:

$$dZ = 2Z_0 dp / (1 - \rho)^2$$

Results

All of the following data are specified by manufacturers of the parts for our measurement system. This system operates from 1 to 1300 MHz with 100 Hz PLL stability and consists of a type-N Z₀ = 50 Ω network analyzer, a number of support instruments and a set of standard loads. The standards are: a short circuit A, a matching load B with reflection coefficient 0.029 and an open circuit C with reflection coefficient 0.99 and phase accuracy ±2°. In the absence of manufacturer's

data for A we considered its uncertainty equal to that of C. So, the following values were substituted in the developed expressions:

$$A = -1, \quad 0 \leq d|A| \leq 0.01, \quad -180^\circ \leq d\phi_A \leq -178^\circ \text{ or } 178^\circ \leq d\phi_A \leq 180^\circ,$$

$$B = 0, \quad |dB| = 0.029,$$

$$C = 1, \quad -0.01 \leq d|C| \leq 0, \quad -2^\circ \leq d\phi_C \leq +2^\circ$$

The annular domain for m_k of VNA is specified from 0 to -70 db in modulus and ±180 degrees in argument. Measurements m_k result with a decimal floating point precision of 4 digits, for both modulus and argument. We consider the modulus and argument of dm_k equal to ±1/2 of the unit in the last place of the corresponding mantissa in modulus and argument of m_k. Consequently, our system produces a DER, either for ρ or Z, as a sum of (L - 1) = 6 parallelograms and 1 circle, with a contour of (4L + 4L) = 48 vertices at most.

A suite of developed software applications: (i) controls the system and collects the data in terms of frequency using the IEEE-488 protocol, (ii) processes the collected data and computes the vertices of DER and the end-points of its DEIs (iii) sketches pictures of DER for ρ and Z in terms of the frequency steps and make a film using them as frames.

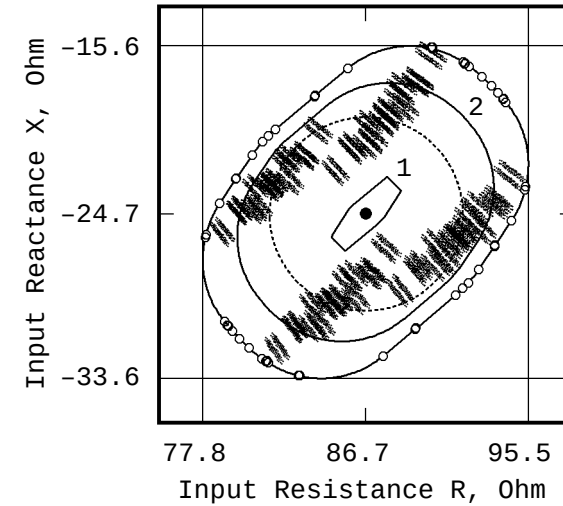


Fig.1: A typical DER for the impedance Z

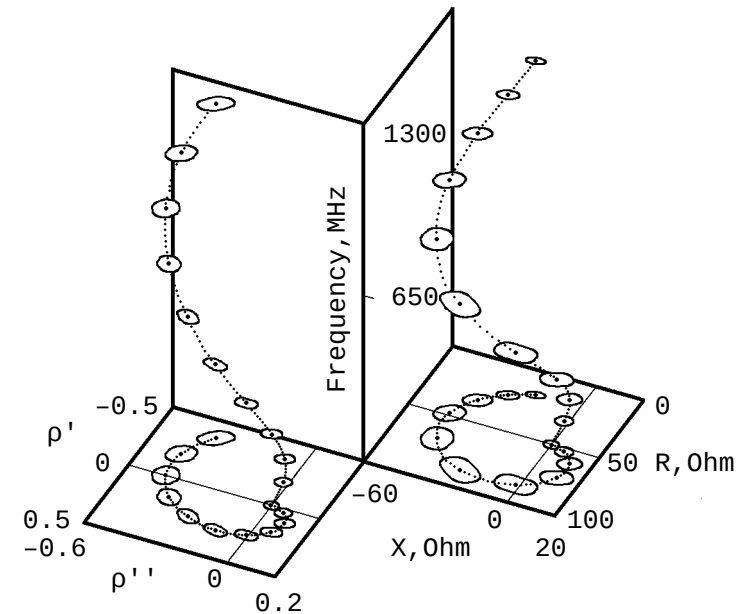


Fig.2: DER for the reflection coefficient ρ and for its associated impedance Z against frequency

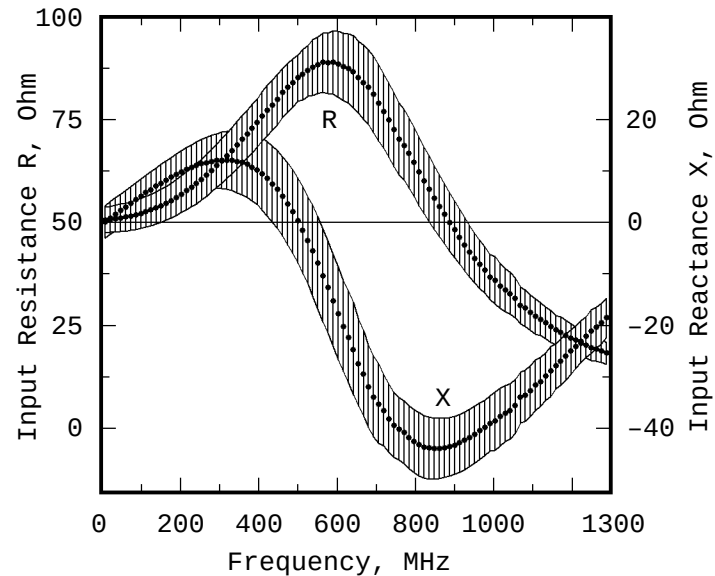


Fig.3: Greatest lower and least upper differential error bounds for resistance R and reactance X against frequency

A typical resistor with a nominal DC impedance of 50Ω $\pm 20\%$ tolerance was soldered on a type-N base connector and enclosed in an aluminium box to serve as a simple DUT for testing its Z from 2 to 1289 MHz in 13 MHz steps. The center frequency $f_c = 639$ MHz was chosen to reveal the details of the proposed method in Fig.1, where the contour of a typical DER for Z is outlined with small circles as its vertices. This contour surrounds that of the 4-terms DER due to inaccuracy of measurements (1) and that of 3-

terms DER for the uncertainty of loads (2). A properly circumscribed rectangle of DER shows graphically how the DEIs for R and X result. The commonly used error from the matching load only is shown as a dotted circle. This is in fact a 1-term DER which is surrounded from the contour of the DER by a factor of about 125% to 185% in all directions. Finally, in the same figure, $2^{7 \times 2}$ differences ΔZ resulting from the same $d\rho_n$ and dm_k , dense enough to appear as stripes, were placed over DER to compare

them with differential dZ values. Notably, almost all of ΔZ values are belong to DER while the computation time for these ΔZ exceeds that for DER by more than one order of magnitude. To demonstrate the method, a set of selected DER frames for ρ and Z are shown in Fig.2, as beads on space curved filaments against frequency.

Finally, the computed DEIs for R and X are shown in Fig.3 against frequency.

Conclusion

The proposed method may be efficiently used in the same way, to successfully estimate errors in any quantity depended on full one-port vector network analyzer measurements.

References

- [1] Fitzpatrick J., "Error Models for Systems Measurement", Microwave Journal, 21, May 1978, pp. 63-66
- [2] Spiegel M.R., "Complex Variables with an introduction to Conformal Mapping and its applications", McGraw-Hill, 1974, p.203
- [3] Chipman R.A., "Transmission Lines", McGraw-Hill, 1968, p.137

Preprint Versions

Differential Error Region of a Quantity Dependent on Full One-Port Network Analyser Measurements
N. I. Yannopoulou, P. E. Zimourtopoulos
"http://arxiv.org/abs/physics/0612049"

Follow-Up Research Paper

Total Differential Errors in One-Port Network Analyzer Measurements with Application to Antenna Impedance
N. Yannopoulou, P. Zimourtopoulos
Radioengineering, June 2007, Volume 16, Number 2
www.radioeng.cz/papers/2007-2.htm
www.radioeng.cz/fulltexts/2008/08_01_01_08.pdf

Previous Publication in FUNKTECHNIKPLUS # JOURNAL

"All-Band 2G+3G Radial Disc-Cone Antennas: Design, Construction and Measurements", Issue 1, pp. 7-15

This paper is licensed under a Creative Commons Attribution 4.0 International License – <https://creativecommons.org/licenses/by/4.0/>

[This Page Intentionally Left Blank]

[This Page Intentionally Left Blank]

[This Page Intentionally Left Blank]

In case of any doubt,
download the genuine papers from
genuine.ftpj.otoiser.org

FRONT COVER VIGNETTE

A faded synthesis of an anthemion rooted in a meandros

The thirteen-leaf is a symbol for a life tree leaf.
"Herakles and Kerberos", ca. 530–500 BC,
by Paseas, the Kerberos Painter,
Museum of Fine Arts, Boston.

www.mfa.org/collections/object/plate-153852

The simple meandros is a symbol for eternal immortality.
"Warrior with a phiale", ca. 480–460 BC,
by Berliner Maler,
Museo Archeologico Regionale "Antonio Salinas" di Palermo.

commons.wikimedia.org/wiki/File:Warrior_MAR_Palermo_NI2134.jpg