

ISSN 2310-6697

toiser—open transactions on independent scientific-engineering research

FUNKTECHNIKPLUS # JOURNAL

Théorie—Expérimentation—Métrologie—Logiciel—Applications

ISSUE 3 – FRIDAY 31 JANUARY 2014 – YEAR 1

REPRINT

The Very First Ever Made 3D/4D Virtual Laboratory for Antennas

N.I. Yannopoulou, P.E. Zimourtopoulos



*This small European Journal is
In the Defense of Honesty in Science and Ethics in Engineering*

Publisher – otoiser—open transactions on independent scientific engineering research, www.otoiser.org—info@otoiser.org, Hauptstraße 52, 2831 Scheiblingkirchen, Austria

Language – We declare the origins of the Journal by using in the cover page English, German and French, as well as, a Hellenic vignette. However, since we recognize the dominance of US English in the technical literature, we adopted it as the Journal's language, although it is not our native language.

Focus – We consider Radio–FUNK, which still creates a vivid impression of the untouchable, and its Technology–TECHNIK, from an Advanced–PLUS point of view, Plus–PLUS Telecommunications Engineering, Electrical Engineering and Computer Science, that is, we dynamically focus at any related scientific-engineering research regarding Théorie, Expérimentation, Métrologie, Logiciel, ou Applications.

Scope – We emphasize this scope broadness by extending the title of the Journal with a Doppelkreuz-Zeichen # which we use as a placeholder for substitution of our Editorial Team disciplines: # Telecommunications etc. as above, or # High Voltage, # Software Engineering, # Simulation etc. as below.

Frequency – We publish 3 issues per year: on 31st of January, on 31st of May, and on 30th of September, as well as, an extra issue every 3 papers and a volume every 2 years.

Editions – We increase the edition number of an issue only when is needed to reform one or more of its papers—thus to increase their version numbers—but we keep unchanged its 1st edition date shown on its front page and we number its pages sequentially from 1. We count the editions of *About* separately.

Format – We use a fixed-space font, hyphenation, justification, unfixed word spacing, and the uncommon for Journals A5 (half A4) page size to achieve WYSIWYG printing and clear reading of 2 to 4 side-by-side pages on wide-screen displays

Printing-on-Demand – We can email gratis PDFs at 300-4000 dpi in booklet page scaling of either brochure or book type.

Copyright – We publish under a Creative Commons Attribution, CC-BY 3.0 Unported or CC-BY 4.0 International, License only.

Please download the latest *About* edition from
about.ftpj.otoiser.org

Editorial Team

Electrical Engineering

High Voltage Engineering # Insulating Materials
Professor Michael Danikas, mdanikas@ee.duth.gr
EECE, Democritus University of Thrace, Greece

Electrical Machines # Renewable Energies # Electric Vehicles
Assistant Professor Athanasios Karlis, akarlis@ee.duth.gr
EECE, Democritus University of Thrace, Greece

Computer Science

Computer Engineering # Software Engineering # Cyber Security
Professor Vasilis Katos, vkatos@bournemouth.ac.uk
Head of Computer and Informatics Dept, Bournemouth Univ, UK

Internet Engineering # Learning Management Systems
Lecturer Sotirios Kontogiannis, skontog@gmail.com
Business Administration Dept, TEI, Western Macedonia, Greece

Hypercomputation # Fuzzy Computation # Digital Typography
Dr. Apostolos Syropoulos, asyropoulos@yahoo.com
BSc-Physics, MSc-Computer Science, PhD-Computer Science
Independent Researcher, Xanthi, Greece

Telecommunications Engineering

Applied EM Electromagnetics # Applied Mathematics
Dr. Nikolaos Berketis, nberketis@gmail.com
BSc-Mathematics, MSc-Applied Maths, PhD-Applied Mathematics
Independent Researcher, Athens, Greece

Antennas # Metrology # EM Software # Simulation # Virtual Labs

Applied EM # Education # FLOSS # Amateur Radio # Electronics
Dr. Nikolitsa Yannopoulou, yin@arg.op4.eu *
Diploma Eng-EE, MEng-Telecom-EECE, PhD-Eng-Antennas-EECE
Independent Researcher, Scheiblingkirchen, Austria

Dr. Petros Zimourtopoulos, pez@arg.op4.eu *
BSc-Physics, MSc-Radio-Electronics, PhD-Antennas-EE
Independent Researcher, Scheiblingkirchen, Austria

* Copy & Layout Editing – Proof Reading – Issue & Web Management

Technical Support

Konstantinos Kondylis, kkondylis@gmail.com
Diploma Eng-EECE, MEng-EECE, Doha, Qatar

Christos Koutsos, ckoutsos@gmail.com
Diploma Eng-EECE, MEng-EECE, Bratislava, Slovakia

Information for Authors

This is a small, but independent, low profile Journal, in which we are all—Authors, Reviewers, Readers, and Editors—free at last to be Peers in Knowledge, without suffering from Journal roles or positions, Professional–Amateur–Academic statuses, or established "impact factorizations", under the following guiding principles:

Authors – We know what Work means, we respect the Work of the Independent Researcher in Science and Engineering and we want to exhibit his Work. Thus, we decided to found this Free and Open Access Journal in which to publish this Work. Furthermore, as we care indeed for the Work of the technical author—especially a young or a beginner one—we strongly support the publication of his Work, as follows:

- 0 We do not demand from the author to transfer his own copyright to us. Instead, we only consider papers resulting from original research work only, and only if the author can assure us that he owns the copyright of his own paper as well as that he submits to the Journal either an original copy or a revised version of his own paper, for possible publication after review—or even for immediate republication, if this paper has already been published after review—but, in any case under a Creative Commons Attribution, CC-BY 3 Unported or CC-BY 4 International, License, only.
- 1 We encourage the author to submit his own paper written just in Basic English plus Technical Terminology.
- 2 We encourage the author even to select a pen name, which may drop it at any time to reveal his identity.
- 3 We encourage the author to submit an accepted for publication paper, which he was forced to decline that publication because it would be based on a review with unacceptable evaluation or derogatory comments.
- 4 We encourage the author to submit any paper that was rejected after a poor, impotent, inadequate, unreasonable, irresponsible, incompetent, or "just ticking" review.
- 5 We encourage the author to submit an unreviewed paper of his own that he uploaded on some Open Access repository.
- 6 We encourage the author to upload his published papers in our Journal to a truly Free Open repository like viXra.org.
- 7 We provide the author with a decent, express, peer review process, of up to just 4 weeks, by at least 2, either anonymous or onymous, reviewers.

- 8 We provide the author with the option to choose from 2 review processes: the traditional, anonymous, close one, as well as, a contemporary, onymous, open review in our private mailing list for Peer Discussion.
- 9 Under the Clause 0 : We immediately accept for publication a research paper directly resulting from a Project Report, or a Diploma-, Master-, or PhD-thesis, which already the author has successfully defended before a committee of experts, as long as he can mention 2 members of this committee who approved his Work.
- 10 Under the Clause 0 : We immediately accept for publication any paper which is not Openly Accessible on the Internet.
- 11 We immediately publish online a paper, as soon as it is accepted for publication in the Journal.
- 12 We quickly publish an extra issue—that is in excess of the 3 issues we publish a year—as soon as the review process of 3 papers is completed.

Reviewers – Every peer may voluntarily become a reviewer of the Journal in his skillfulness for as long as he wishes. In addition, each author of the Journal must review one paper in his expertness for each one of his published papers.

Readers – Every reader is a potential post-reviewer: we welcome comments and post-reviews in our private mailing list for Peer Discussion.

Editors – Every editor owns a PhD degree—to objectively prove that he really has the working experience of passing through the dominant publishing system. An editor pre-reviews a paper in order to check its compliance to our guiding principles and to select the appropriate reviewers of it. We can accept for consideration papers only in the expertise areas currently shown in the Editorial Team page, above. However, since we are very willing to amplify and extend the Scope of the Journal, we welcome the volunteer expert, in any related subject, who wants to join the Editorial Team as long as he unreservedly accepts our guiding principles.

Electronic Publishing

We regularly use the Free Libre Open Source Software Libre Office with the Free Liberation Mono font and the Freewares PDFCreator and PDF-Xchange Viewer. We also use, with some basic html code of ours: the Free Open Source Software Open Journal System OJS by the Public Knowledge Project PKP installed in our website, and the Free Open Digital Library of

About

Internet Archive website, where we upload Issues, Paper reprints, *About* documents, and Volumes, in both portrait and landscape orientations, for exceptionally clear online reading with the Free Open Source BookReader.

Submissions

We can consider only papers submitted in a format which is fully compatible with LibreOffice—preferably in odt format.

Legal Notice – It is taken for granted that the submitter–correspondent author accepts, without any reservation, the totality of our publication conditions as they are analytically detailed here, in this *About*, as well as, that he also carries, in the case of a paper by multiple authors, the independent will of each one of his coauthors to unreservedly accept all the aforementioned conditions for their paper.

Internet Addresses

Internet Publishing Website : ftpj.otoiser.org

Internet Archive Digital Library : archive.org/details/@ftpj

Printing-on-Demand : pod@ftpj.otoiser.org

Principal Contact : principal-contact@ftpj.otoiser.org

Technical Support : technical-support@ftpj.otoiser.org

Editorial Team–Technical Support List : etts.ftpj.otoiser.org

Peer Discussion List : peers.ftpj.otoiser.org

Submissions : sub@ftpj.otoiser.org

Sample Paper Template : template.ftpj.otoiser.org

ARG NfP AoI

Antennas Research Group

Not-for-Profit Association of Individuals *

arg.op4.eu – arg@op4.eu

Hauptstraße 52, 2831 Scheiblingkirchen, Austria

* The Constitution of Greece, Article: 12(3) 2008:

www.hellenicparliament.gr/en/Vouli-ton-Ellinon/To-Politevma

* The Hellenic Supreme Court of Civil and Penal Law:

www.areiospagos.gr/en/ – Court Rulings:Civil|A1|511|2008

This document is licensed under a Creative Commons Attribution 4.0 International License – <https://creativecommons.org/licenses/by/4.0/>

The Very First Ever Made 3D/4D Virtual Laboratory for Antennas

N.I. Yannopoulou, P.E. Zimourtopoulos *

Antennas Research Group, Austria – Hellas [1, 2]
EECE Dept, Democritus University of Thrace, Hellas [2]

Abstract

Based on the experience we have gained so far, as independent reviewers, we thought that may be proved useful to publicly share with the interested author, especially the young one, some practical implementations of our ideas for the interactive representation of data using 3D/4D movement and animation, in an attempt to motivate and support him in the development of similar dynamic presentations, when he is looking for a way to locate the stronger aspects of his research results in order to prepare a clear, most appropriate for publication, static presentation figure. For this purpose, we selected to demonstrate a number of presentations, from the simplest to the most complicated, concerning well-known antenna issues with rather hard to imagine details, as it happens perhaps in cases involving Spherical Coordinates and Polarization, which we created to enrich the very first ever made Virtual Laboratories of Antennas, that we distribute over the Open Internet through our website Virtual Antennas. These presentations were developed in a general way, without using antenna simulators, to handle output text and image data from third-party CAS Computer Algebra Systems, such as the Mathematica commercial software we use or the Maxima FLOSS we track its evolution.

Introduction

The very first ever made Virtual Laboratories of Antennas, which are available on the Internet through Virtual Antennas website [1], are exclusively based on our alternative form of Antenna Theory [2], and are founded, by applying the learning by

teaching method to Antennas education [3], in order to support the quick comprehension of 3D space matters unavoidably related to antennas. The initial material of Virtual Antennas was prepared during the years 1996-1997 and presented to Antenna students during the spring seme-

Presentation Development and Use

ster of 1998 [4]. On 1999, the existence of this visual material was announced to the first ever appeared on the web EMLIB Electromagnetics Library, maintained those years by Jet Propulsion Laboratory of NASA [5]. On the same year, all of the material was approved for inclusion to MathSource repository of Mathematica [6].

Since 2000 and until today, the Virtual Antennas material is constantly increased and improved. Moreover, a number of websites either use this material or suggest its use [7]. On 2009, a sample of its current development state was approved for publication by the Wolfram Demonstrations Project [8], an event that was announced in our Creative Commons Network web pages [9].

During the last years, our voluntary reviewing work revealed some needs of potential authors -especially the young ones- related to the presentation of their research results, which perhaps may be confronted by similar to our interactive presentation techniques, and thus we decided to present in this paper our continuing work for the Virtual Laboratories of Antennas.

The implementation of a presentation idea demands the expression of the theoretical idea formulation in the CAS language we select to produce output data in the appropriate file format for movement or/and animation (we would like to emphasize that in the case of Mathematica we use, while we abandoned the package written by Novak [10], we still run the one written by Donley [11]). These files are: (a) WRL (WoRLd: Open by Web3D Consortium), a plain text file with a known structure described in the VRML Virtual Reality Modeling Language [12] for a visual object, (b) a bunch of images in a selected non-destructive format; usually BMP, and (c) NBP text file (Note Book Player: Mathematica proprietary). After that, the development of the presentation requires: (a) either a text editor to correct bugs or to add special features into WRL output file, (b) a graphics editor to align images or correct blemishes, as well as, a video editor to handle these images as frames of the final movie file in a selected format, usually AVI (Audio Visual Interleave: Microsoft proprietary). It is worth to notice that accord-

ing to our experience, the non-computing time needed: (a) to design the idea implementation, has been reduced by the years, from a couple of weeks at the beginning to just a couple of days now, and (b) to develop the presentation, after a tedious, routine work of editing each frame, varies considerably according to the frame theme, e.g. from 1.5 minutes for that in Fig. 7, to 10 minutes of Fig. 10.

The software needed for presentations to work under MS Windows is: a web browser (MS-IE 3.02r+), a VRML viewer add-on to that browser (World-View 2.1), an AVI player (Mplayer2), and the Mathematica 7 Notebook Player.

3D/4D Presentation Samples

In order to abbreviate the figure descriptions in the following, we have to notice that: (a) for every animation presentation, a typical full-window screen capture of the recommended AVI player is shown after its pause button was pressed, (b) for every movement presentation, a typical full-window screen capture of the recommended online WRL viewer, with a cursor perhaps to indicate the existence of an additional feature, and (c) for both presentation types, the basic colors (R, G, B) are used in

that order to correspond either to the CCS Cartesian Coordinate System (x, y, z) axes, (xoy, yoz, zox) planes, and its unit vectors, or to the SCS Spherical Coordinate System (r -radius, θ -semi-circle, ϕ -circle) curves, (r -sphere, θ -semi-cone, ϕ -semi-plane) surfaces, and its unit vectors, while the same color correspondence holds for the radiation pattern cuts by the mentioned CCS planes or SCS surfaces.

After that, short descriptions of the samples, are following, while all of these presentations will be always available in authors' group repositories in Virtual Antennas [13] and Google Code Repository [14].

Fig. 1 shows 1 frame out of 12 of an AVI repeated-for-ever animation for the 3D plane-time presentation of the considered as time-harmonic sinusoidal current wave amplitude, on a 3 wavelengths portion of a long thin wire loop antenna terminated on some complex impedance. The propagated current wave p is decomposed in the dual couples: (incident wave i , reflected wave r) and (standing wave s , transmitted wave t), while the imposed letters and arrows on the figure indicate these current waves as well as the direction of their motion.

Fig. 2 shows a screen-shot of a WRL presentation with 5 additional predefined view points of 12 frames animation, as the cursor indicates, of a 4D space-time asynchronous movement, from a view-point in the 1st-octant. In essence, this presentation is an alternative geometric meaning of the considered as standing wave current on an adequate length of a thin wire dipole antenna.

Fig. 3 shows a screen-shot of a WRL presentation of 4D space-time asynchronous movement from a view point in the 1st-octant, of the 3D difference volume element formed by adjacent SCS coordinate surfaces and lying between the 1st and 2nd octant.

Fig. 4 shows a screen-shot of a WRL presentation of a 4D space-time asynchronous movement from a view-point in the 1st-octant, for the triples of SCS unit vectors in the shown directions, that is 13 triples on the CCS main-planes, as well as, 2 undefined triples on the irregular z-axis of the CCS-to-SCS transformation.

Fig. 5 shows a screen-shot of a WRL presentation of a 4D space-time asynchronous movement from a view-point in the 1st-octant, for all 3 SCS surfaces, curves, and unit vectors in a direction of the 1st- octant.

Fig. 6 shows 1 frame out of 37 of an AVI animation for the 4D plane-time presentation of a SCS phi-circle curve as the intersection between 2 SCS surfaces, that is of a r-sphere and a theta-semi-cone, while theta angle -which changes from 0° to 180° - has the value of 50° . Different colors illustrate the inner and outer surfaces of the r-sphere and a cut off spherical section between adjacent meridians permit us to see the interior of that sphere.

Fig. 7 shows a screen-shot of a WRL presentation of a 4D space-time asynchronous movement for three different polarizations at three different points: linear, circular and elliptical on each of the coordinate axes x, y and z respectively to emphasize that, in general, the polarization of an antenna is not constant.

Fig. 8 shows 1 frame out of 20 of an AVI animation for the 4D space-time presentation of the non-linearly CCW polarized time-harmonic real electric field E, from an antenna, as well as, its decomposition to two linearly polarized time-harmonic real electromagnetic fields, as they are uniquely defined by the constant of time linearly independent space vectors E_c and E_s .

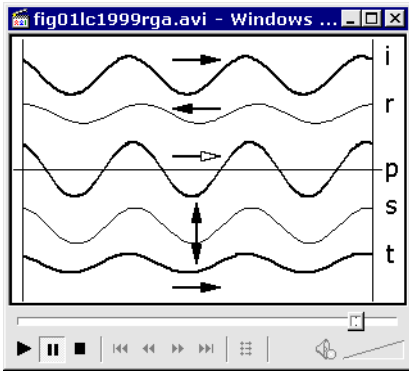


Fig. 1: Current waves

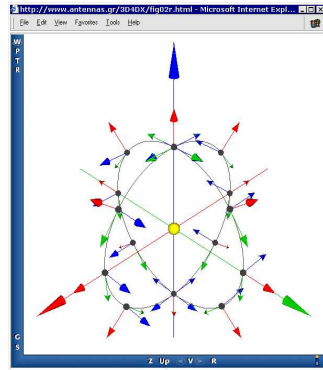


Fig. 4: SCS: Unit vectors

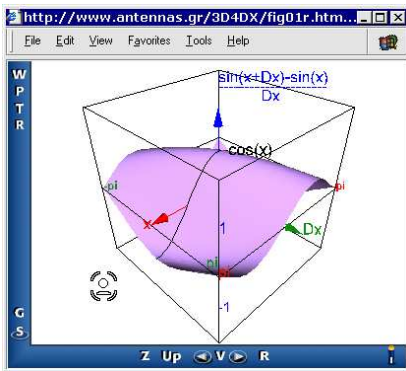


Fig. 2: Standing current-voltage waves relation

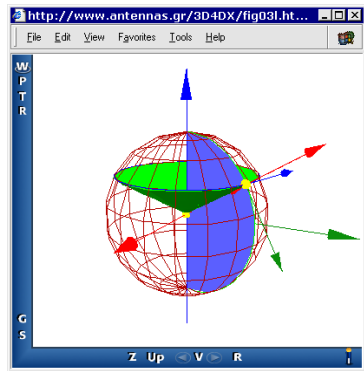


Fig. 5: Coordinate curves, surfaces and unit vectors




Fig. 3: SCS: Volume element

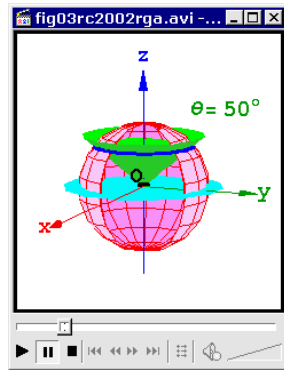


Fig. 6: Coordinate surfaces

Fig. 9 shows the last frame out of 23 of an AVI animation for the 4D space-time presentation of the path traced by the electric far-field arrow tip, which is CW elliptically polarized in the direction of y-axis.

Fig. 10 shows 1 frame out of 19 of an AVI for the 4D space-time presentation of a normalized CCW elliptically polarized electromagnetic far-field in the shown direction of propagation, from a point of view in the 1st octant of an observer mirrored to (r, θ) plane.

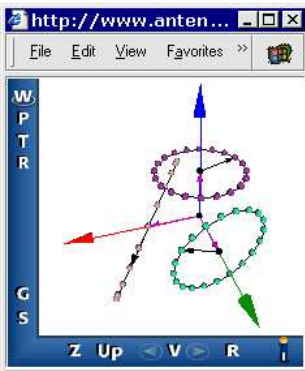


Fig. 7: Polarization: Directional dependence

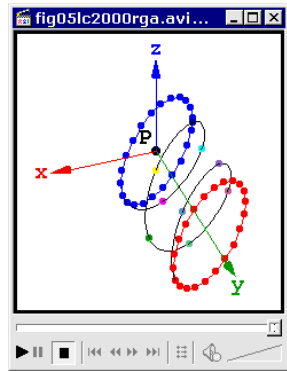


Fig. 9: Polarization: CW elliptical

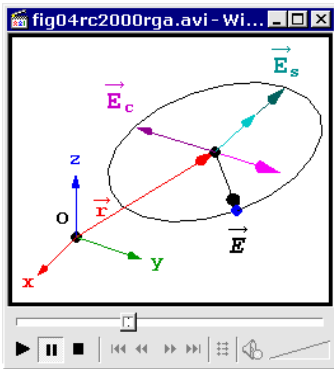


Fig. 8: Polarization: Non-linear CCW

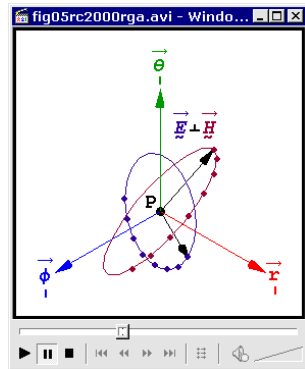


Fig. 10: Polarization: Far-Field CCW elliptical.

Fig. 11 shows 3 frames out of 73 of an AVI for the 4D space-time presentation of the direction dependency of antenna polarization from a center fed short crossed dipoles on y and z axes, which have a current phase difference of 90° . The three different polarizations are shown with their orientation for an observer on the xOy plane (theta = 90° and in three different phi angles of 0° , 240° and 270°).

Fig. 12 shows 4 frames out of 38 of an AVI animation for the 4D space-time presentation of the space radiation pattern and its three main-planes cuts, for the specific case of an antenna consisting of 2 dipoles, with the same direction of the unit vector (0.2, 0.4 0.894), each of 2.4λ length long, with their centers placed 0.25λ apart on an axis with a unit directional vector (0.3 0.5 0.812), fed with a 30° current phase difference.

Fig. 13 shows a screenshot of a WRL presentation with 1 additional predefined view point of 12 frames animation possibility, as the cursor indicates, of a 4D space-time asynchronous movement, from a view-point in the 1st-octant. This presentation concerns the interior of an anechoic chamber and imitates a discone antenna

rotation in order to visualize the way by which the measurement of a plane-cut of its radiation pattern is accomplished.

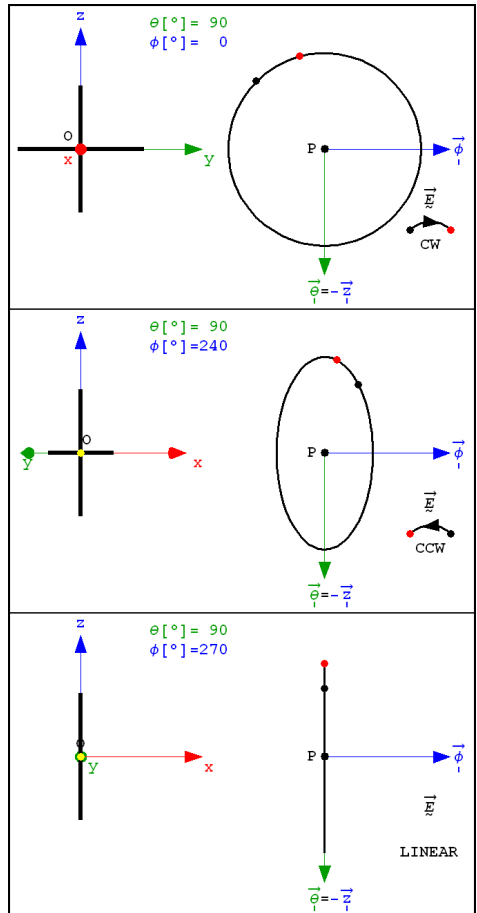


Fig. 11: Polarization: CW Circular - CCW Elliptical - Linear

Fig. 14 shows a sophisticated combination of a movement with an animation presentation, which in fact is an application that was developed using the version 7 of Mathematica, in a way that permits the definition of any (θ, ϕ) direction in space for a dipole of variable length. Notably, this application has all the available VRML movement features, with 6 predefined view points, while 3 different animations can be run simultaneously. In addition, the

mesh, opacity, rendering goal, and the evaluation step for the radiation pattern can be also defined.

Fig. 15 shows the last frame out of 100 of an AVI for the 4D space-time presentation of a detailed study for some of the linear dipole characteristics regarding the plane and space radiation patterns, the direction from the dipole axis of their first common maximum, the directivity, and the input radiation resistance; this really is a 4-tuple of frames.

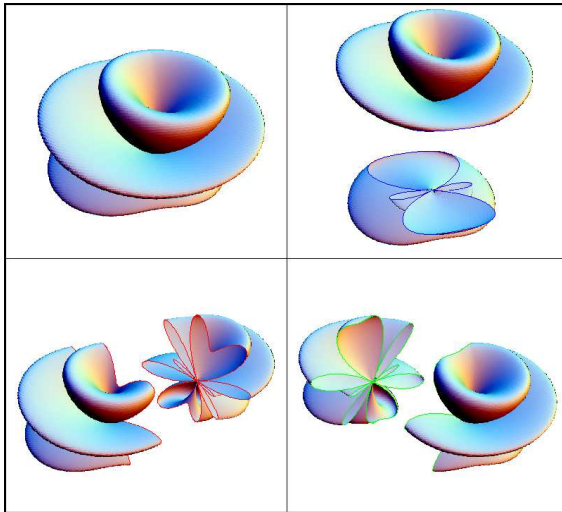


Fig. 12: Radiation Pattern: 3D and its 2D main-plane cuts

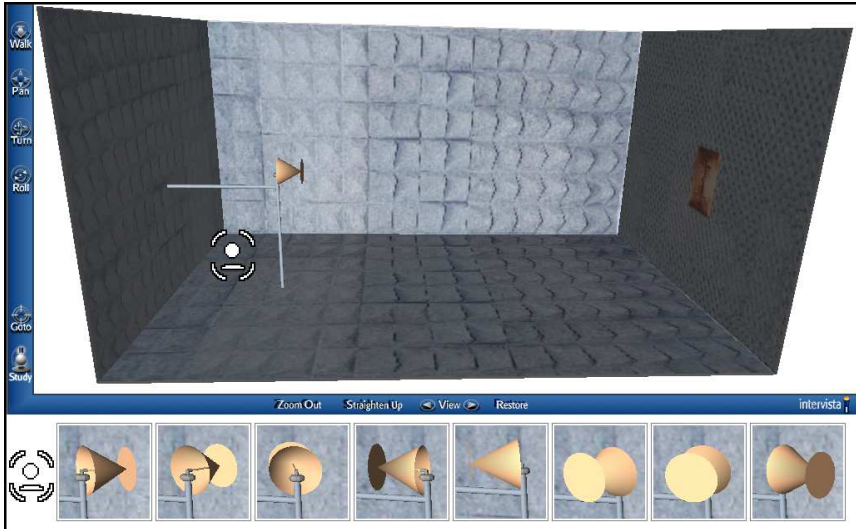


Fig. 13: Anechoic chamber – discone antenna

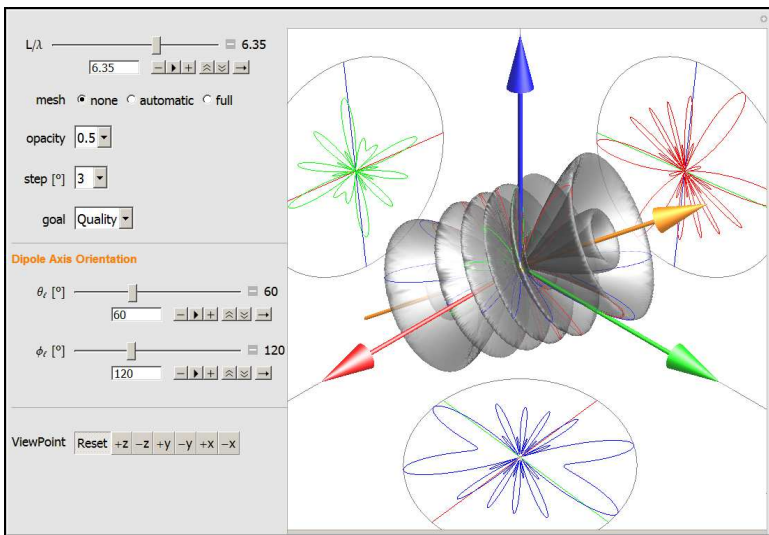


Fig. 14 Radiation Pattern: A composite 3D/4D presentation

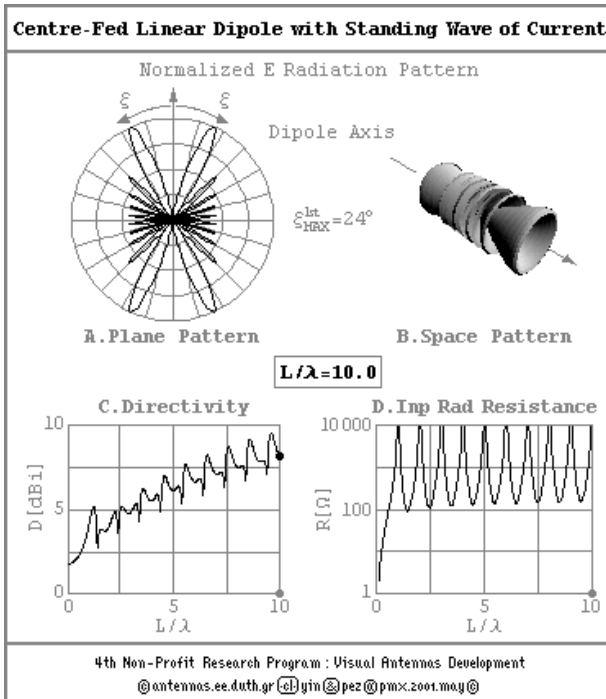


Fig. 15: Antenna characteristics

Conclusion

The Antennas Research Group (ARG) carries on for the enhancement of this low-cost Virtual Laboratory with new material placed to web site www.antennas.gr [13], as well as to Google Code Repository [14], and Fig. 13 and Fig. 14 are only two of many more possible examples.

The evolution on computer systems in recent years has increased the demand for new teaching, learning and re-

searching methodologies, which this paper supports by describing available material for a web-based Virtual Laboratory for Antennas that provides interactive computer aided visualization in various Antenna Theory topics.

The main goal is constantly attained since this continuously developed material cannot be produced by the means of the conventional literature.

References *

- [1] ANTENNAS RESEARCH GROUP, "Virtual Antennas 1996-2011"
"www.antennas.gr"
 - [2] Zimourtopoulos P., Yannopoulou N., "Antennal Calculus",
(forthcoming book) "www.antennas.gr/zyacbook/"
 - [3] WIKIPEDIA, "Learning by Teaching"
"http://en.wikipedia.org/wiki/Learning_by_teaching"
 - [4] VIRTUAL ANTENNAS, "An On-Line Course", DUTH Computer
Center, Spring 1998
"www.antennas.gr/TheLaboratory/VirtualAntennas/VirtualA
ntennas33A.htm"
 - [5] EMLIB, "EM Educational Resources: Virtual Antennas",
Last modified: 14 January 1999 - Wayback Machine:
"http://web.archive.org/web/19990221012605/emlib.jpl.na
sa.gov/EMLIB/education.html"
 - [6] Yannopoulou N., Zimourtopoulos P., "Virtual Antennas",
Antennas Research Group DUTH, 1999-2000
"http://library.wolfram.com/database/MathSource/868"
 - [7] VIRTUAL ANTENNAS, Backlinks
"www.antennas.gr/backlinks/"
 - [8] Yannopoulou N., Zimourtopoulos P., "Dipole Antenna Ra-
diation Pattern", Wolfram Demonstrations Project, 2009
"http://demonstrations.wolfram.com/DipoleAntennaRadiatio
nPattern"
 - [9] CREATIVE COMMONS NET, Licensed Works
"http://creativecommons.net/yin/"
"http://creativecommons.net/pez/"
 - [10] Noval J.M., "Arrow3D 1.0 Package for Mathematica", 1996
"http://forums.wolfram.com/mathgroup/archive/1998/Mar/m
sg00102.html"
 - [11] Donley E.H., "VRMLConvert 1.0 Package for Mathematica",
1996 ["www.ma.iup.edu/projects/VRMLConvert/"]
"http://ftp.carnet.hr./misc/VRML/utilities/converters/"
 - [12] ISO/IEC 14772-1:1997, 14772-2:2004, "Virtual Reality
Modeling Language (VRML97 Specifications)"
"www.web3d.org/x3d/specifications/vrml/ISO-IEC-14772-VR
ML97"
 - [13] ANTENNAS RESEARCH GROUP, File Repository
"www.antennas.gr/3D4DX"
 - [14] GOOGLE CODE, Antennas Research Group File Repository
"http://code.google.com/p/rga/"
- * Active Links: 30.01.2014 - Inactive Links : FTP#J Link
Updates: "http://updates.ftpj.otoiser.org/"

Preprint Versions

"Support of Interactive 3D/4D Presentations by the
Very First Ever Made Virtual Laboratories of Antennas"
Nikolitsa Yannopoulou, Petros Zimourtopoulos
"http://arxiv.org/abs/1102.4241"

Previous Publication in FUNKTECHNIKPLUS # JOURNAL

"Measurement Uncertainty in Network Analyzers:
Differential Error Analysis of Error Models Part 3:
Short One-Port Calibration – Comparison"
Issue 2, pp. 41-49

* About The Authors

Nikolitsa Yannopoulou, Issue 1, p. 15

Petros Zimourtopoulos, Issue 1, p. 15

[This Page Intentionally Left Blank]

In case of any doubt,
download the genuine papers from
genuine.ftpj.otoiser.org

FRONT COVER VIGNETTE

A faded synthesis of an anthemion rooted in a meandros

The thirteen-leaf is a symbol for a life tree leaf.
"Herakles and Kerberos", ca. 530–500 BC,
by Paseas, the Kerberos Painter,
Museum of Fine Arts, Boston.

www.mfa.org/collections/object/plate-153852

The simple meandros is a symbol for eternal immortality.
"Warrior with a phiale", ca. 480–460 BC,
by Berliner Maler,
Museo Archeologico Regionale "Antonio Salinas" di Palermo.

commons.wikimedia.org/wiki/File:Warrior_MAR_Palermo_NI2134.jpg