

ISSN 2310-6697

toiser—open transactions on independent scientific-engineering research

# FUNKTECHNIKPLUS # JOURNAL

Théorie—Expérimentation—Métrologie—Logiciel—Applications

ISSUE 5 – TUESDAY 30 SEPTEMBER 2014 – YEAR 2

REPRINT

## **Antenna Radiation Patterns: RadPat4W – FLOSS for MS Windows or Wine Linux**

N.I. Yannopoulou, P.E. Zimourtopoulos



*This small European Journal is  
In the Defense of Honesty in Science and Ethics in Engineering*

**Publisher** – otoiser—open transactions on independent scientific engineering research, [www.otoiser.org](http://www.otoiser.org)—[info@otoiser.org](mailto:info@otoiser.org), Hauptstraße 52, 2831 Scheiblingkirchen, Austria

**Language** – We declare the origins of the Journal by using in the cover page English, German and French, as well as, a Hellenic vignette. However, since we recognize the dominance of US English in the technical literature, we adopted it as the Journal's language, although it is not our native language.

**Focus** – We consider Radio–FUNK, which still creates a vivid impression of the untouchable, and its Technology–TECHNIK, from an Advanced–PLUS point of view, Plus–PLUS Telecommunications Engineering, Electrical Engineering and Computer Science, that is, we dynamically focus at any related scientific-engineering research regarding Théorie, Expérimentation, Métrologie, Logiciel, ou Applications.

**Scope** – We emphasize this scope broadness by extending the title of the Journal with a Doppelkreuz-Zeichen # which we use as a placeholder for substitution of our Editorial Team disciplines: # Telecommunications etc. as above, or # High Voltage, # Software Engineering, # Simulation etc. as below.

**Frequency** – We publish 3 issues per year: on 31st of January, on 31st of May, and on 30th of September, as well as, an extra issue every 3 papers and a volume every 2 years.

**Editions** – We increase the edition number of an issue only when is needed to reform one or more of its papers—thus to increase their version numbers—but we keep unchanged its 1st edition date shown on its front page and we number its pages sequentially from 1. We count the editions of *About* separately.

**Format** – We use a fixed-space font, hyphenation, justification, unfixed word spacing, and the uncommon for Journals A5 (half A4) page size to achieve WYSIWYG printing and clear reading of 2 to 4 side-by-side pages on wide-screen displays

**Printing-on-Demand** – We can email gratis PDFs at 300-4000 dpi in booklet page scaling of either brochure or book type.

**Copyright** – We publish under a Creative Commons Attribution, CC-BY 3.0 Unported or CC-BY 4.0 International, License only.

Please download the latest *About* edition from  
[about.ftpj.otoiser.org](http://about.ftpj.otoiser.org)

## **Editorial Team**

### **# Electrical Engineering**

# High Voltage Engineering # Insulating Materials  
Professor Michael Danikas, mdanikas@ee.duth.gr  
EECE, Democritus University of Thrace, Greece

# Electrical Machines # Renewable Energies # Electric Vehicles  
Assistant Professor Athanasios Karlis, akarlis@ee.duth.gr  
EECE, Democritus University of Thrace, Greece

### **# Computer Science**

# Computer Engineering # Software Engineering # Cyber Security  
Professor Vasilis Katos, vkatos@bournemouth.ac.uk  
Head of Computer and Informatics Dept, Bournemouth Univ, UK

# Internet Engineering # Learning Management Systems  
Lecturer Sotirios Kontogiannis, skontog@gmail.com  
Business Administration Dept, TEI, Western Macedonia, Greece

# Hypercomputation # Fuzzy Computation # Digital Typography  
Dr. Apostolos Syropoulos, asyropoulos@yahoo.com  
BSc-Physics, MSc-Computer Science, PhD-Computer Science  
Independent Researcher, Xanthi, Greece

### **# Telecommunications Engineering**

# Applied EM Electromagnetics # Applied Mathematics  
Dr. Nikolaos Berketis, nberketis@gmail.com  
BSc-Mathematics, MSc-Applied Maths, PhD-Applied Mathematics  
Independent Researcher, Athens, Greece

# Antennas # Metrology # EM Software # Simulation # Virtual Labs

# Applied EM # Education # FLOSS # Amateur Radio # Electronics  
Dr. Nikolitsa Yannopoulou, yin@arg.op4.eu \*  
Diploma Eng-EE, MEng-Telecom-EECE, PhD-Eng-Antennas-EECE  
Independent Researcher, Scheiblingkirchen, Austria

Dr. Petros Zimourtopoulos, pez@arg.op4.eu \*  
BSc-Physics, MSc-Radio-Electronics, PhD-Antennas-EE  
Independent Researcher, Scheiblingkirchen, Austria

\* Copy & Layout Editing – Proof Reading – Issue & Web Management

## **Technical Support**

Konstantinos Kondylis, kkondylis@gmail.com  
Diploma Eng-EECE, MEng-EECE, Doha, Qatar

Christos Koutsos, ckoutsos@gmail.com  
Diploma Eng-EECE, MEng-EECE, Bratislava, Slovakia

## Information for Authors

This is a small, but independent, low profile Journal, in which we are all—Authors, Reviewers, Readers, and Editors—free at last to be Peers in Knowledge, without suffering from Journal roles or positions, Professional–Amateur–Academic statuses, or established "impact factorizations", under the following guiding principles:

**Authors** – We know what Work means, we respect the Work of the Independent Researcher in Science and Engineering and we want to exhibit his Work. Thus, we decided to found this Free and Open Access Journal in which to publish this Work. Furthermore, as we care indeed for the Work of the technical author—especially a young or a beginner one—we strongly support the publication of his Work, as follows:

- 0 We do not demand from the author to transfer his own copyright to us. Instead, we only consider papers resulting from original research work only, and only if the author can assure us that he owns the copyright of his own paper as well as that he submits to the Journal either an original copy or a revised version of his own paper, for possible publication after review—or even for immediate republication, if this paper has already been published after review—but, in any case under a Creative Commons Attribution, CC-BY 3 Unported or CC-BY 4 International, License, only.
- 1 We encourage the author to submit his own paper written just in Basic English plus Technical Terminology.
- 2 We encourage the author even to select a pen name, which may drop it at any time to reveal his identity.
- 3 We encourage the author to submit an accepted for publication paper, which he was forced to decline that publication because it would be based on a review with unacceptable evaluation or derogatory comments.
- 4 We encourage the author to submit any paper that was rejected after a poor, impotent, inadequate, unreasonable, irresponsible, incompetent, or "just ticking" review.
- 5 We encourage the author to submit an unreviewed paper of his own that he uploaded on some Open Access repository.
- 6 We encourage the author to upload his published papers in our Journal to a truly Free Open repository like viXra.org.
- 7 We provide the author with a decent, express, peer review process, of up to just 4 weeks, by at least 2, either anonymous or onymous, reviewers.

- 8 We provide the author with the option to choose from 2 review processes: the traditional, anonymous, close one, as well as, a contemporary, onymous, open review in our private mailing list for Peer Discussion.
- 9 Under the Clause 0 : We immediately accept for publication a research paper directly resulting from a Project Report, or a Diploma-, Master-, or PhD-thesis, which already the author has successfully defended before a committee of experts, as long as he can mention 2 members of this committee who approved his Work.
- 10 Under the Clause 0 : We immediately accept for publication any paper which is not Openly Accessible on the Internet.
- 11 We immediately publish online a paper, as soon as it is accepted for publication in the Journal.
- 12 We quickly publish an extra issue—that is in excess of the 3 issues we publish a year—as soon as the review process of 3 papers is completed.

**Reviewers** – Every peer may voluntarily become a reviewer of the Journal in his skillfulness for as long as he wishes. In addition, each author of the Journal must review one paper in his expertness for each one of his published papers.

**Readers** – Every reader is a potential post-reviewer: we welcome comments and post-reviews in our private mailing list for Peer Discussion.

**Editors** – Every editor owns a PhD degree—to objectively prove that he really has the working experience of passing through the dominant publishing system. An editor pre-reviews a paper in order to check its compliance to our guiding principles and to select the appropriate reviewers of it. We can accept for consideration papers only in the expertise areas currently shown in the Editorial Team page, above. However, since we are very willing to amplify and extend the Scope of the Journal, we welcome the volunteer expert, in any related subject, who wants to join the Editorial Team as long as he unreservedly accepts our guiding principles.

### Electronic Publishing

We regularly use the Free Libre Open Source Software Libre Office with the Free Liberation Mono font and the Freewares PDFCreator and PDF-Xchange Viewer. We also use, with some basic html code of ours: the Free Open Source Software Open Journal System OJS by the Public Knowledge Project PKP installed in our website, and the Free Open Digital Library of

## *About*

Internet Archive website, where we upload Issues, Paper reprints, *About* documents, and Volumes, in both portrait and landscape orientations, for exceptionally clear online reading with the Free Open Source BookReader.

### Submissions

We can consider only papers submitted in a format which is fully compatible with LibreOffice—preferably in odt format.

**Legal Notice** – It is taken for granted that the submitter–correspondent author accepts, without any reservation, the totality of our publication conditions as they are analytically detailed here, in this *About*, as well as, that he also carries, in the case of a paper by multiple authors, the independent will of each one of his coauthors to unreservedly accept all the aforementioned conditions for their paper.

### Internet Addresses

**Internet Publishing Website** : ftpj.otoiser.org

**Internet Archive Digital Library** : archive.org/details/@ftpj

**Printing-on-Demand** : pod@ftpj.otoiser.org

**Principal Contact** : principal-contact@ftpj.otoiser.org

**Technical Support** : technical-support@ftpj.otoiser.org

**Editorial Team–Technical Support List** : etts.ftpj.otoiser.org

**Peer Discussion List** : peers.ftpj.otoiser.org

**Submissions** : sub@ftpj.otoiser.org

**Sample Paper Template** : template.ftpj.otoiser.org

### ARG NfP AoI

Antennas Research Group

Not-for-Profit Association of Individuals \*

arg.op4.eu – arg@op4.eu

Hauptstraße 52, 2831 Scheiblingkirchen, Austria

- \* The Constitution of Greece, Article: 12(3) 2008:  
[www.hellenicparliament.gr/en/Vouli-ton-Ellinon/To-Politevma](http://www.hellenicparliament.gr/en/Vouli-ton-Ellinon/To-Politevma)
- \* The Hellenic Supreme Court of Civil and Penal Law:  
[www.areiospagos.gr/en/](http://www.areiospagos.gr/en/) – Court Rulings:Civil|A1|511|2008

---

*This document is licensed under a Creative Commons Attribution 4.0 International License – <https://creativecommons.org/licenses/by/4.0/>*

# Antenna Radiation Patterns: RadPat4W – FLOSS for MS Windows or Wine Linux

N.I. Yannopoulou, P.E. Zimourtopoulos \*

Antennas Research Group, Austria – Hellas [1, 2]

## Abstract

This paper briefly highlights the features of the software tool [RadPat4W], named after Radiation Patterns for Windows, that is based on an alternative exposition of fundamental Antenna Theory. This stand-alone application is compatible with the [Wine] environment of Linux and is part of a freeware suite, which is under active development for many years. Nevertheless, the [RadPat4W] source code has been now released as FLOSS Free Libre Open Source Software and thus it may be freely used, copied, modified or redistributed, individually or cooperatively, by the interested user to suit her/his personal needs for reliable antenna applications, from the simplest to the more complex.

## Keywords

FLOSS, antenna, radiation pattern, Virtual Reality

## Introduction

Useful software has to work exactly as someone wants, so the authors' group decided to develop its own mini-Suite of software tools for antenna applications [1]. This project started in the middle of 90s, when the PC with www access became power enough to cover the increased requirements of antenna analysis and design, as well as of their results presentation and distribution. Since then, the development of the mini-Suite has been orientated towards

the personal needs of the individual user or of the independent member of a small, open, loosely connected group, like the authors' one, who is interested in antenna education, research and engineering, i.e., a student, an educator, a researcher, a professional engineer or a radio amateur. Such a user has enough bibliographical resources provided by the Open Access movement, but only limited technical resources for construction and measurement. The mini-Suite is intended

then for the informed user who at least can construct an experimental thin-wire antenna model and at most has access to a VNA Vector Network Analyzer to test this model -by the way, nowadays, the cost of a certified refurbished VNA is just a small percentage of its new price. For that reason, the mini-Suite specifically includes the stand-alone application [RadPat4W].

### [RadPat4W]

The active development of this tool attempts to bridge the increasing gap of today approximate simulation techniques, which dominate antenna applications, to classic exact analysis methods, which concern the demanding user who wants to know what s/he is really doing with these marvellous antenna simulators. To achieve this goal and facilitate the study of antenna application results, either approximated or exact, [RadPat4W] computes and/or plots the antenna geometry, its characteristics, as well as 2D main-plane cuts of its radiation pattern and 3D Virtual Reality objects for its geometry and pattern. Currently, the tool uses by default: (1) working formulas produced by the analysis method of the authors' alternative exposition of funda-

mental Antenna Theory [2] that is quickly but rigorously results in the most general complex vector expression for the radiation pattern of any thin-wire antenna, and (2) numerical results from approximation techniques based on the Moment Method implemented by the two antenna simulators [DA] and [RichWire], which are included in the mini-Suite [1]. Finally, to support the serious user to judge the results, the current beta version of [RadPat4W] incorporates the superposition on the plotted results of scientific VNA measurements with systematic errors first estimated by the authors in 2008 [3], a process that is now accomplished semi-manually using a combination of other separate mini-Suite tools.

Besides [RadPat4W], which was always distributed through the internet as free-ware, other non-commercial software, less related to [RadPat4W] and from developers with a diverse knowledge of Antenna Theory, is distributed under various terms of use. These were kinds of the free have been exhaustively examined by the members of the USENET group [alt.comp.freeware] with the purpose to warn the candidate user about the actual content of the corresponding licenses. How-



ever, to the best of authors' knowledge, it seems that there is still no completely FLOSS for reliable antenna applications. Therefore, with the aim to further encourage the independent user to tweak [RadPat4W] according to her/his personal needs or even to be involved in this modern, most promising, cooperative activity of the FLOSS movement, the authors decided lately to release the entire source code of [RadPat4W] under the approved, by the OSI Open Source Initiative, MIT License.

The source code, now in version 4.4 with help in version 1.0, is developed from scratch, without using any other code, in MS Visual Basic 6 SP6 for 32-bit MS Windows and the executable, which is also compatible with the [Wine] environment of Linux, needs about 8.5 MB of free hard disk space for its installation. The application usability has been multiple checked during antenna courses and theses elaboration, thus its source code is in a mature state for a long time now although, from time to time, new features are added to it. The code is available for download from authors' group website "<http://www.annas.gr/floss>" or GoogleCode repository at "<http://code.google.com/p/rga/>".

The features of [RadPat4W] can be divided according to their functionality in two groups: (1) pattern computation and plotting using working formulas from Antenna Theory, and (2) pattern plotting using numerical results from antenna simulators. To exemplify these features by examples, a number of antenna education, research and engineering applications, from the simplest to the more complex, are presented in the following.

### Working Formulas

Fig. 1 shows the software application form of [RadPat4W] for the three main-plane cuts of the E-normalized radiation pattern of a linear, center-fed, standing-wave dipole, which is parallel to z-axis and has a length of  $2.35\lambda$ , where the length is the only one input parameter with values in the range  $[0.001, 10]\lambda$ . To overcome the practical constraints of the limited number of screen pixels that obscures the detailed view of zero-E directions, which determine the radiation pattern lobes, a useful feature has been introduced in all application forms that is the magnification of the pattern up to six times. Each magnified diagram shows the zero-E directions by magenta colored radial li-

nes on the screen. The [Max-Zero-D] button opens the window of Fig. 2 in which the computed directions of maxima and zeros, as well as, the

directivity and the maximum value of pre-normalized E radiation pattern, are shown [2].

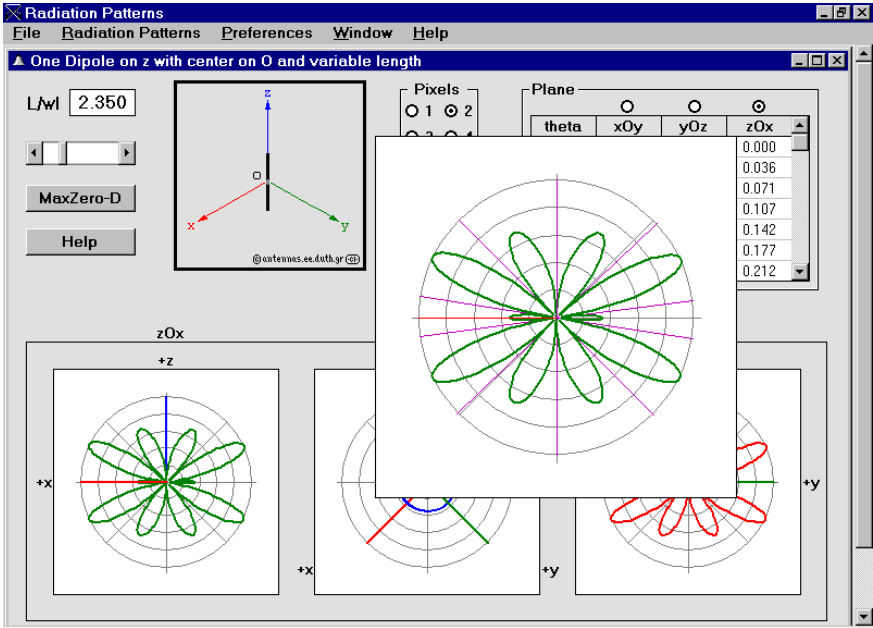


Fig. 1: [One Dipole on z]: A magnified main-plane cut

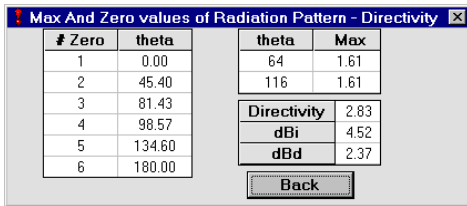


Fig. 2: [One Dipole on z]: Maximum, zeros and Directivity

Fig. 3 shows the three main-plane cuts of radiation pattern for the same dipole but in the space direction described by the input data of its unit directional vector:  $(0.000, 0.707, -0.707)$ . The [Zero] button opens the window of Fig. 4, where the computed directions of zeros on the three main-plane cuts, as well as on a plane that contains the dipole axis, are shown.

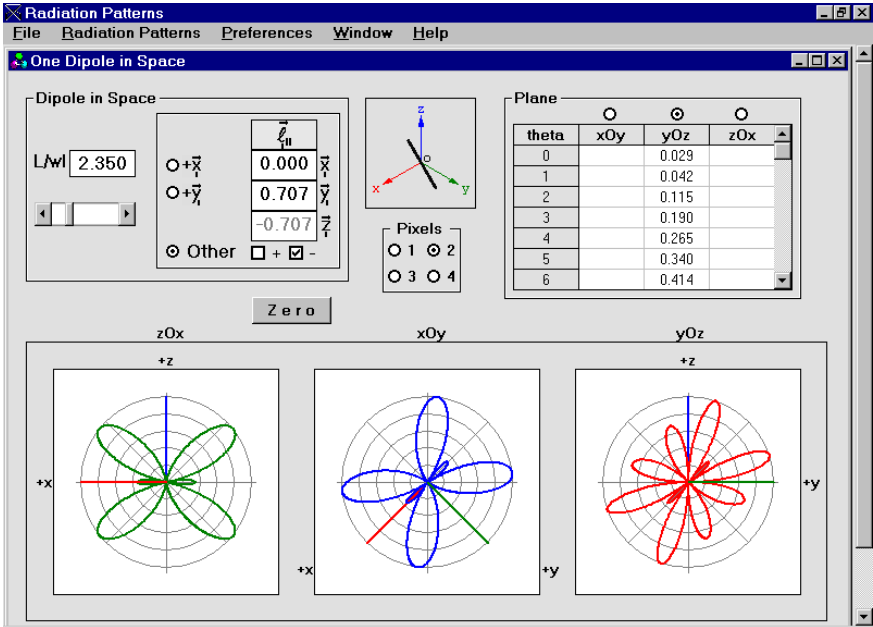


Fig. 3: [One Dipole in Space]: Three different main-plane cuts

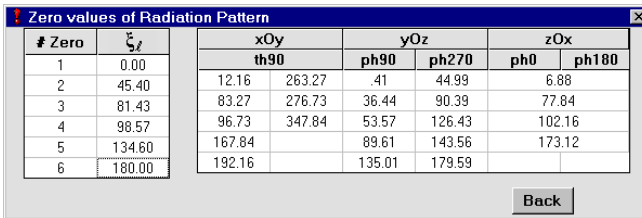


Fig. 4: [One Dipole in Space]: Zero pattern directions

Fig. 5 shows the input data for a uniform linear array of exactly parallel linear standing-wave dipoles, in two frames for the generator dipole with complex vector pattern G and the array of isotropic sources with complex number pattern A, respectively. The first frame

defines the length and the direction of the generator or reference dipole. The second frame defines the geometrical and electrical input data for the array: the number of isotropic point sources, their constant phase difference in degrees, their constant equidistance per wavelength, and

the unit directional vector of array axis. The shown values are for an array of 3 dipoles,  $2\lambda$  each, in the direction of +y axis, with phase difference of  $-144^\circ$ ,  $0.4\lambda$  apart, on the array axis direction of +x. The [Show Graphics] button opens the window of Fig. 6, in which the dipole array complex vector pattern  $E = AG$ , i.e., the Principle of Radiation Patterns Multiplication, is shown in absolute 3D form: the normalized norm pattern  $||E||$  results as product of the normalized absolute pattern  $|A|$  by the normalized norm pattern  $||G||$  and by a non-shown constant spherical pattern  $|A|_{\max} ||G||_{\max} / ||E||_{\max} \geq 1$  [2]. In the [Directivity] frame of the window, the directivities of the array  $D_A$ ,

of the generator  $D_G$ , and of the dipole array  $D$  are shown. The [Max-Zero of Array Factor] button opens the window of Fig. 7, in which the directions of zero-A and  $|A|_{\max}$  and the values of  $|A|_{\max}$ ,  $||G||_{\max}$  and  $||E||_{\max}$  are shown.

The buttons [A-3D], [G-3D] and [E-3D] produce the respective 3D Virtual Reality radiation patterns, which are shown in Fig. 8 as three screen captures of the free Platinum WorldView VRML viewer plug-in for MS Internet Explorer. By the way, the contemporary free VRML Cortona viewer is available for a number of other web browsers too, under MS Windows, while under Linux the most appropriate add-on for iceweasel (Mozilla Firefox) is the FreeWRL VRML viewer.

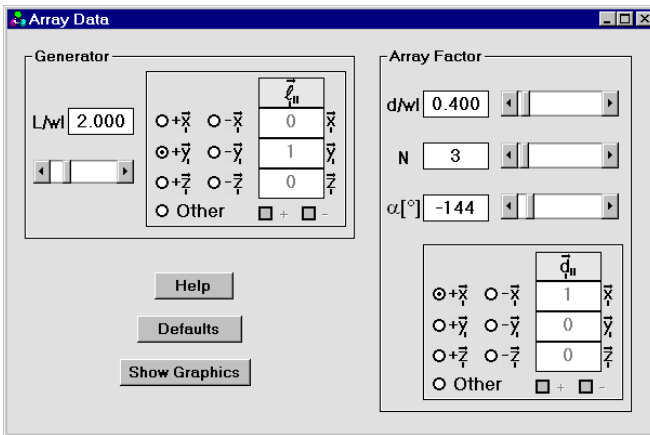


Fig. 5: [Array Data]: Uniform Linear Array input

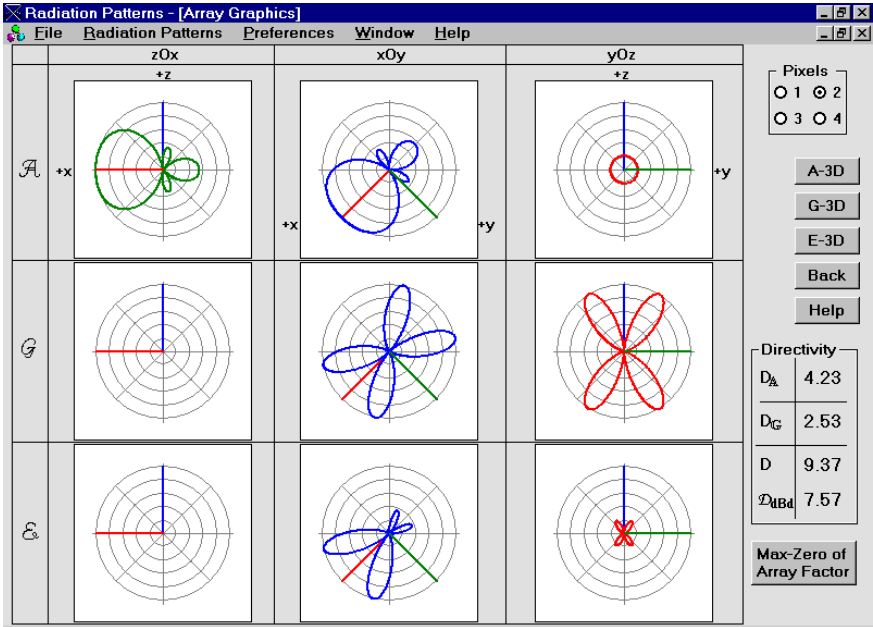


Fig. 6: [Array Graphics]: 9 main-plane pattern cuts, 2 zeros

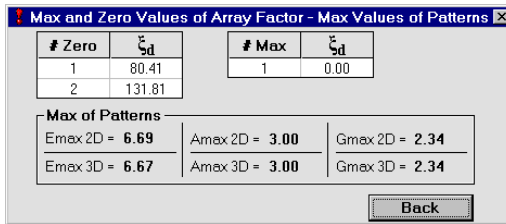


Fig. 7: [Max-Zero of Array Factor]: Computed results

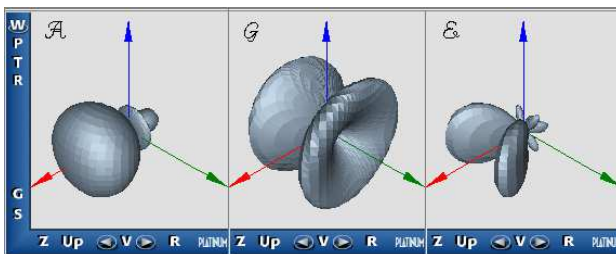


Fig. 8: Virtual 3D Principle of Radiation Pattern Multiplication

### Antenna Simulators

The second group of [RadPat4W] features concerns its ability to plot antenna geometry and patterns from the clear text data files such those of the two antenna simulators of the mini-Suite: [DA] and [RichWire]. The source code of [DA], now in version 1.0.8, has been written in Compaq Visual Fortran 6.1 as Quick-Win 32-bit application for MS Windows, and the executable, which is also compatible with the [Wine] environment of Linux, can be easily installed on a PC with free hard disk space of only about ~500 KB.

In essence, this application is a restricted variation of [RichWire], which is a fully analyzed, corrected and redeveloped edition of the original Moment Method thin-wire computer program by J.H.Richmond, available in the public domain by NASA since 2005 [4]. [DA] is used for antenna simulation by half-wave dipoles, with just one active. The program requires an input data file to derive three output data files. All these data files are used by [RadPat4W]. In Fig. 9, the simplest data for only one dipole in space are shown. [RichWire] data files are similar. The usability of

both antenna simulators has been also multiple checked. The simulators are available as freeware from the mentioned repositories.

In Fig. 10, the [RadPat4W] engineering application for a commercial VHF Yagi-Uda antenna is shown. The [Antenna] button reads the antenna geometry [RichWire] data input file. The [geo.wrl] button produces the 3D Virtual Reality antenna geometry and simultaneously opens the [GL Viewer for Mathematica] for an immediate view [5]. In Fig. 11, the drawn results produced by [RadPat4W] are shown for an educational application of a flat airplane modeled with non-overlapping  $\lambda/2$  dipoles in [DA] [6]. Fig. 12 illustrates the drawn results produced by the currently beta version of [RadPat4W] for a research application of a constructed Hentenna model, simulation designed with [RichWire] and measured with a VNA system [7].

### [RadPat4W] Development Plans

Scheduled expansions of [RadPat4W] include the following facilities, which are already available in other mini-Suite tools: (1) choice of other plane- or conical-cuts, (2) key-in of any exact analysis working formula  $E(\theta,$

$\varphi$ ), (3) selection of the  $\xi$ -,  $\theta$ -, and  $\varphi$ - plotting step, (4) automation of fine Cartesian pattern plotting, (5) superposition of VNA measurements on 3D Virtual Reality patterns, such as that in the left part of Fig. 13 [8], and (6) superposition of VNA measurements with their differential error cloud [3] on 2D

plots, such that in the right part of Fig. 13 [9].

Any other expansion of the freely available code is of course welcomed. In authors' group, there are no plans in the near future to upgrade the mini-Suite to an integrated environment for its tools.

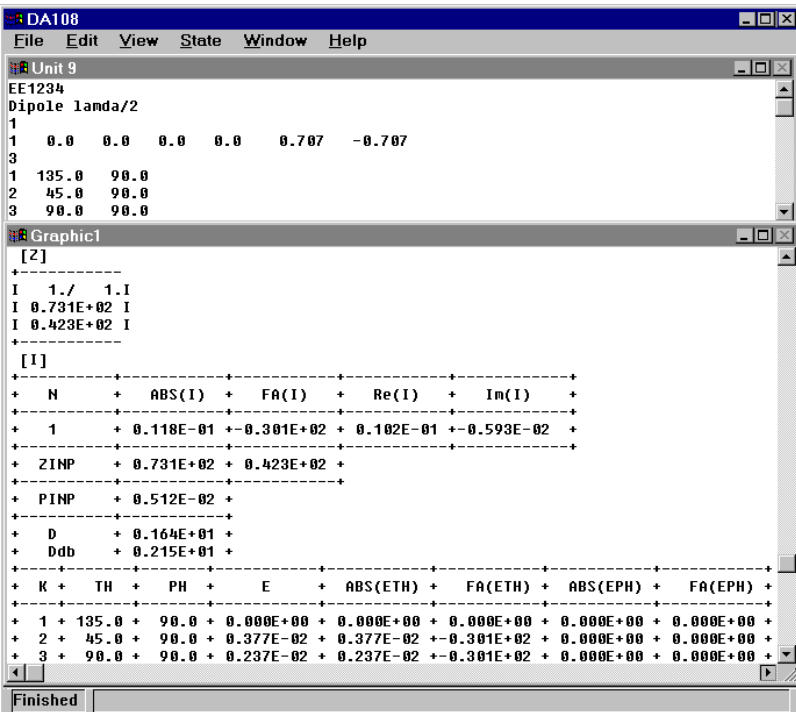


Fig. 9: [Da]: Input and output data for the simplest case

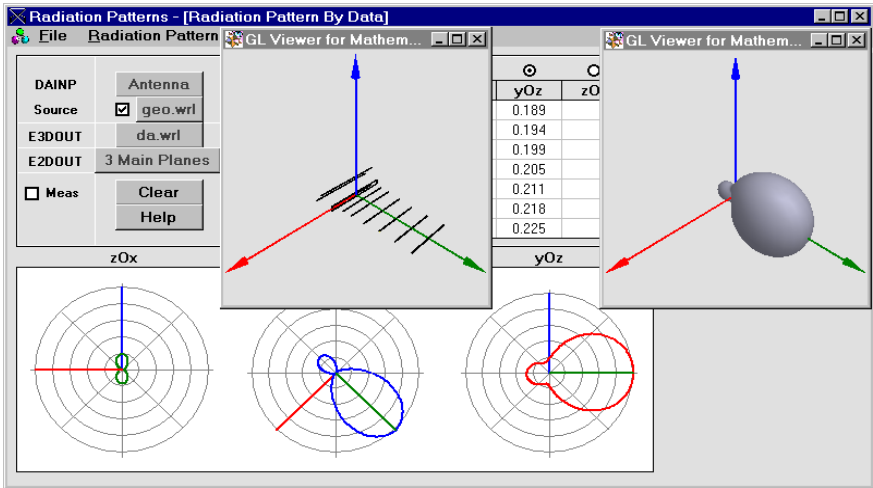


Fig. 10: [RichWire]: A commercial VHF Yagi-Uda antenna

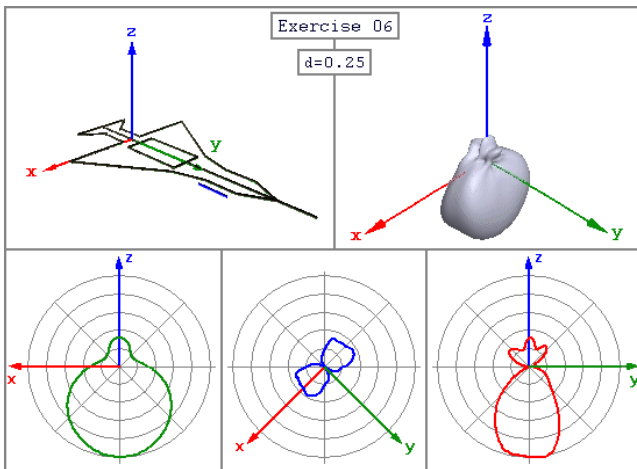


Fig. 11: [RadPat4W]: Results for a flat airplane model



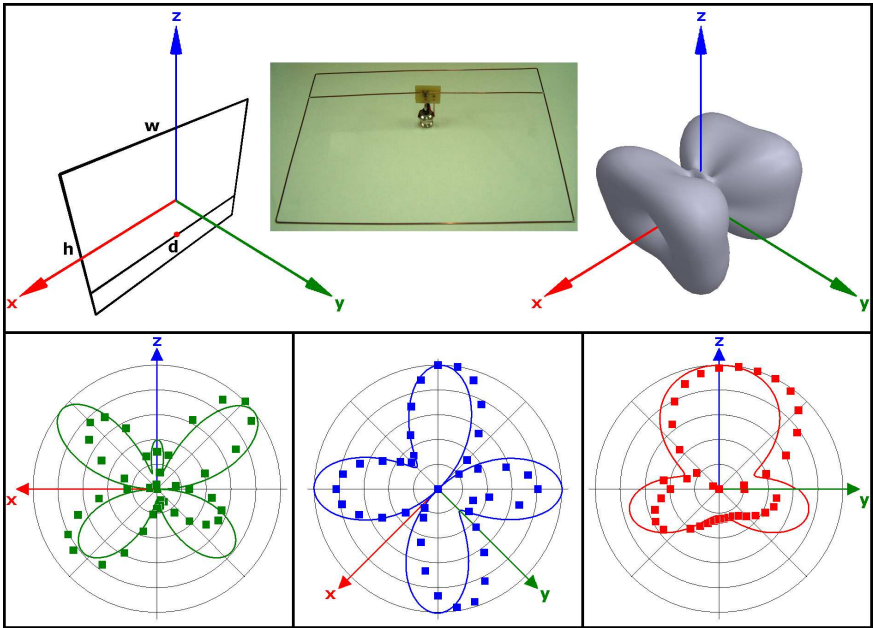


Fig. 12: [RadPat4W]: Design, Construction and Measurement

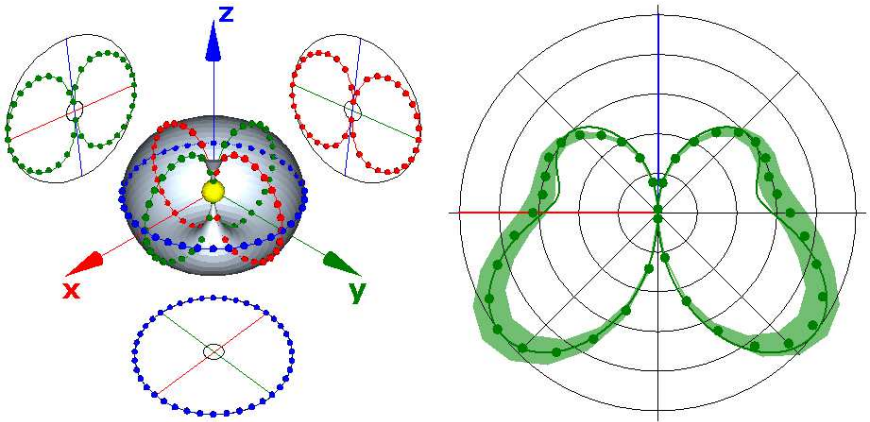


Fig. 13: 3D VNA measurements and their 2D error cloud

## References \*

- [1] Yannopoulou N., Zimourtopoulos P., "Mini Suite of Antenna Tools, Educational Laboratories, Antennas Research Group, 2006,  
"www.antennas.gr/antsoft/minisuiteoftools/"
  - [2] Zimourtopoulos P., "Antenna Notes 1999-, Antenna Design Notes 2000-, "www.antennas.gr/antennanotes/" (in Greek)
  - [3] Yannopoulou N., Zimourtopoulos P., "S-Parameter Uncertainties in Network Analyzer Measurements with Application to Antenna Patterns", Radioengineering, Vol. 17, No. 1, April 2008, pp. 1-8  
"www.radioeng.cz/fulltexts/2008/08\_01\_01\_08.pdf"
  - [4] Richmond J.H., "Computer program for thin-wire structures in a homogeneous conducting medium", Publication Year: 1974, NTRS-Report/Patent Number: NASA-CR-2399, ESL-2902-12, DocumentID: 19740020595, "http://ntrs.nasa.gov/"
  - [5] Kuska J.-P., "MathGL3d: An Interactive OpenGL Based Viewer for Mathematica's 3D Graphics, Version 2.2,  
"http://library.wolfram.com/infocenter/MathSource/2986/"
  - [6] Johnson R.C., "Antenna Engineering Handbook", 3rd Edition, McGraw-Hill, 1993, ch. 37, p. 11
  - [7] Babli E., "Hentenna", Diploma Thesis #31, ARG–Antennas Research Group, DUTH, 2004, ch. 6 (in Greek)
  - [8] Yannopoulou N., "Development of a broadband antenna for 3rd generation mobile telephony systems", MEng Thesis, ARG–Antennas Research Group, DUTH, 2003, ch. 6, p. 24 (in Greek)
  - [9] Yannopoulou N., "Study of monopole antennas over a multi-frequency decoupling cylinder", PhD Thesis, ARG–Antennas Research Group, DUTH, 2008, ch. 5 (in Greek)
- \*Active Links: 04.08.2014 - Inactive Links : FTP#J Link Updates: "http://updates.ftpj.otoiser.org/"

## Preprint Versions

"A FLOSS Tool for Antenna Radiation Patterns"

Nikolitsa Yannopoulou, Petros Zimourtopoulos  
"http://arxiv.org/abs/1002.3072"

Proceedings of 15th Conference on Microwave Techniques,  
COMITE 2010, Brno, Czech Republic, pp. 59-62

## Follow-Up Research Paper

Not until now

### Previous Publication in FUNKTECHNIKPLUS # JOURNAL

"Self-Standing End-Fed Geometrically Uniform Linear Arrays:  
Analysis, Design, Construction, Measurements and FLOSS",  
Issue 4, Year 1, pp.43-52

### \* About The Authors

*Nikolitsa Yannopoulou*, Issue 1, Year 1, p. 15

*Petros Zimourtopoulos*, Issue 1, Year 1, p. 15

[ This Page Intentionally Left Blank ]

[ This Page Intentionally Left Blank ]

[ This Page Intentionally Left Blank ]

[ This Page Intentionally Left Blank ]

In case of any doubt,  
download the genuine papers from  
**[genuine.ftpj.otoiser.org](http://genuine.ftpj.otoiser.org)**

## FRONT COVER VIGNETTE

A faded synthesis of an anthemion rooted in a meandros

The thirteen-leaf is a symbol for a life tree leaf.  
"Herakles and Kerberos", ca. 530–500 BC,  
by Paseas, the Kerberos Painter,  
Museum of Fine Arts, Boston.

[www.mfa.org/collections/object/plate-153852](http://www.mfa.org/collections/object/plate-153852)

The simple meandros is a symbol for eternal immortality.  
"Warrior with a phiale", ca. 480–460 BC,  
by Berliner Maler,  
Museo Archeologico Regionale "Antonio Salinas" di Palermo.

[commons.wikimedia.org/wiki/File:Warrior\\_MAR\\_Palermo\\_NI2134.jpg](https://commons.wikimedia.org/wiki/File:Warrior_MAR_Palermo_NI2134.jpg)