

ISSN 2310-6697

otoiser—open transactions on independent scientific-engineering research

FUNKTECHNIKPLUS # JOURNAL

Théorie—Expérimentation—Métrologie—Logiciel—Applications

ISSUE 6 – SATURDAY 31 JANUARY 2015 – YEAR 2

REPRINT

Diagnostic Techniques in Transformer Oils: Factors Affecting the Lifetime of Transformer Oil in Transformers of 150/20 kV and the Problem of Relating Diagnostics Data with their Pre-history

M.G. Danikas, S. Georghiou, I. Liapis, A.B.B.Abd. Ghani



*This small European Journal is
In the Defense of Honesty in Science and Ethics in Engineering*

Publisher – otoiser—open transactions on independent scientific engineering research, www.otoiser.org—info@otoiser.org, Hauptstraße 52, 2831 Scheiblingkirchen, Austria

Language – We declare the origins of the Journal by using in the cover page English, German and French, as well as, a Hellenic vignette. However, since we recognize the dominance of US English in the technical literature, we adopted it as the Journal's language, although it is not our native language.

Focus – We consider Radio–FUNK, which still creates a vivid impression of the untouchable, and its Technology–TECHNIK, from an Advanced–PLUS point of view, Plus–PLUS Telecommunications Engineering, Electrical Engineering and Computer Science, that is, we dynamically focus at any related scientific-engineering research regarding Théorie, Expérimentation, Métrologie, Logiciel, ou Applications.

Scope – We emphasize this scope broadness by extending the title of the Journal with a Doppelkreuz-Zeichen # which we use as a placeholder for substitution of our Editorial Team disciplines: # Telecommunications etc. as above, or # High Voltage, # Software Engineering, # Simulation etc. as below.

Frequency – We publish 3 issues per year: on 31st of January, on 31st of May, and on 30th of September, as well as, an extra issue every 3 papers and a volume every 2 years.

Editions – We increase the edition number of an issue only when is needed to reform one or more of its papers—thus to increase their version numbers—but we keep unchanged its 1st edition date shown on its front page and we number its pages sequentially from 1. We count the editions of *About* separately.

Format – We use a fixed-space font, hyphenation, justification, unfixed word spacing, and the uncommon for Journals A5 (half A4) page size to achieve WYSIWYG printing and clear reading of 2 to 4 side-by-side pages on wide-screen displays

Printing-on-Demand – We can email gratis PDFs at 300-4000 dpi in booklet page scaling of either brochure or book type.

Copyright – We publish under a Creative Commons Attribution, CC-BY 3.0 Unported or CC-BY 4.0 International, License only.

Please download the latest *About* edition from
about.ftpj.otoiser.org

Editorial Team**# Electrical Engineering**

High Voltage Engineering # Insulating Materials

Professor Michael Danikas, mdanikas@ee.duth.gr

EECE, Democritus University of Thrace, Greece

Electrical Machines # Renewable Energies # Electric Vehicles

Assistant Professor Athanasios Karlis, akarlis@ee.duth.gr

EECE, Democritus University of Thrace, Greece

Computer Science

Computer Engineering # Software Engineering # Cyber Security

Professor Vasilis Katos, vkatos@bournemouth.ac.uk

Head of Computer and Informatics Dept, Bournemouth Univ, UK

Internet Engineering # Learning Management Systems

Lecturer Sotirios Kontogiannis, skontog@gmail.com

Business Administration Dept, TEI, Western Macedonia, Greece

Hypercomputation # Fuzzy Computation # Digital Typography

Dr. Apostolos Syropoulos, asyropoulos@yahoo.com

BSc-Physics, MSc-Computer Science, PhD-Computer Science

Independent Researcher, Xanthi, Greece

Telecommunications Engineering

Applied EM Electromagnetics # Applied Mathematics

Dr. Nikolaos Berketis, nberketis@gmail.com

BSc-Mathematics, MSc-Applied Maths, PhD-Applied Mathematics

Independent Researcher, Athens, Greece

Antennas # Metrology # EM Software # Simulation # Virtual Labs

Applied EM # Education # FLOSS # Amateur Radio # Electronics

Dr. Nikolitsa Yannopoulou, yin@arg.op4.eu *

Diploma Eng-EE, MEng-Telecom-EECE, PhD-Eng-Antennas-EECE

Independent Researcher, Scheiblingkirchen, Austria

Dr. Petros Zimourtopoulos, pez@arg.op4.eu *

BSc-Physics, MSc-Radio-Electronics, PhD-Antennas-EE

Independent Researcher, Scheiblingkirchen, Austria

* Copy & Layout Editing - Proof Reading - Issue & Web Management

Technical Support

Konstantinos Kondylis, kkondylis@gmail.com

Diploma Eng-EECE, MEng-EECE, Doha, Qatar

Christos Koutsos, ckoutsos@gmail.com

Diploma Eng-EECE, MEng-EECE, Bratislava, Slovakia

Information for Authors

This is a small, but independent, low profile Journal, in which we are all—Authors, Reviewers, Readers, and Editors—free at last to be Peers in Knowledge, without suffering from Journal roles or positions, Professional–Amateur–Academic statuses, or established "impact factorizations", under the following guiding principles:

Authors – We know what Work means, we respect the Work of the Independent Researcher in Science and Engineering and we want to exhibit his Work. Thus, we decided to found this Free and Open Access Journal in which to publish this Work. Furthermore, as we care indeed for the Work of the technical author—especially a young or a beginner one—we strongly support the publication of his Work, as follows:

0 We do not demand from the author to transfer his own copyright to us. Instead, we only consider papers resulting from original research work only, and only if the author can assure us that he owns the copyright of his own paper as well as that he submits to the Journal either an original copy or a revised version of his own paper, for possible publication after review—or even for immediate republication, if this paper has already been published after review—but, in any case under a Creative Commons Attribution, CC-BY 3 Unported or CC-BY 4 International, License, only.

1 We encourage the author to submit his own paper written just in Basic English plus Technical Terminology.

2 We encourage the author even to select a pen name, which may drop it at any time to reveal his identity.

3 We encourage the author to submit an accepted for publication paper, which he was forced to decline that publication because it would be based on a review with unacceptable evaluation or derogatory comments.

4 We encourage the author to submit any paper that was rejected after a poor, impotent, inadequate, unreasonable, irresponsible, incompetent, or "just ticking" review.

5 We encourage the author to submit an unreviewed paper of his own that he uploaded on some Open Access repository.

6 We encourage the author to upload his published papers in our Journal to a truly Free Open repository like viXra.org.

7 We provide the author with a decent, express, peer review process, of up to just 4 weeks, by at least 2, either anonymous or onymous, reviewers.

8 We provide the author with the option to choose from 2 review processes: the traditional, anonymous, close one, as well as, a contemporary, onymous, open review in our private mailing list for Peer Discussion.

9 Under the Clause 0 : We immediately accept for publication a research paper directly resulting from a Project Report, or a Diploma-, Master-, or PhD-thesis, which already the author has successfully defended before a committee of experts, as long as he can mention 2 members of this committee who approved his Work.

10 Under the Clause 0 : We immediately accept for publication any paper which is not Openly Accessible on the Internet.

11 We immediately publish online a paper, as soon as it is accepted for publication in the Journal.

12 We quickly publish an extra issue—that is in excess of the 3 issues we publish a year—as soon as the review process of 3 papers is completed.

Reviewers – Every peer may voluntarily become a reviewer of the Journal in his skillfulness for as long as he wishes. In addition, each author of the Journal must review one paper in his expertness for each one of his published papers.

Readers – Every reader is a potential post-reviewer: we welcome comments and post-reviews in our private mailing list for Peer Discussion.

Editors – Every editor owns a PhD degree—to objectively prove that he really has the working experience of passing through the dominant publishing system. An editor pre-reviews a paper in order to check its compliance to our guiding principles and to select the appropriate reviewers of it. We can accept for consideration papers only in the expertise areas currently shown in the Editorial Team page, above. However, since we are very willing to amplify and extend the Scope of the Journal, we welcome the volunteer expert, in any related subject, who wants to join the Editorial Team as long as he unreservedly accepts our guiding principles.

Electronic Publishing

We regularly use the Free Libre Open Source Software Libre Office with the Free Liberation Mono font and the Freewares PDFCreator and PDF-Xchange Viewer. We also use, with some basic html code of ours: the Free Open Source Software Open Journal System OJS by the Public Knowledge Project PKP installed in our website, and the Free Open Digital Library of

Internet Archive website, where we upload Issues, Paper reprints, *About* documents, and Volumes, in both portrait and landscape orientations, for exceptionally clear online reading with the Free Open Source BookReader.

Submissions

We can consider only papers submitted in a format which is fully compatible with LibreOffice—preferably in odt format.

Legal Notice – It is taken for granted that the submitter—correspondent author accepts, without any reservation, the totality of our publication conditions as they are analytically detailed here, in this *About*, as well as, that he also carries, in the case of a paper by multiple authors, the independent will of each one of his coauthors to unreservedly accept all the aforementioned conditions for their paper.

Internet Addresses

Internet Publishing Website : ftpj.otoiser.org

Internet Archive Digital Library : archive.org/details/@ftpj

Printing-on-Demand : pod@ftpj.otoiser.org

Principal Contact : principal-contact@ftpj.otoiser.org

Technical Support : technical-support@ftpj.otoiser.org

Editorial Team–Technical Support List : etts.ftpj.otoiser.org

Peer Discussion List : peers.ftpj.otoiser.org

Submissions : sub@ftpj.otoiser.org

Sample Paper Template : template.ftpj.otoiser.org

ARG NfP AoI

Antennas Research Group

Not-for-Profit Association of Individuals *

arg.op4.eu – arg@op4.eu

Hauptstraße 52, 2831 Scheiblingkirchen, Austria

* The Constitution of Greece, Article: 12(3) 2008:
www.hellenicparliament.gr/en/Vouli-ton-Ellinon/To-Politevma

* The Hellenic Supreme Court of Civil and Penal Law:
www.areiospagos.gr/en/ – Court Rulings:Civil|A1|511|2008

This document is licensed under a Creative Commons Attribution 4.0 International License – <https://creativecommons.org/licenses/by/4.0/>

Diagnostic Techniques in Transformer Oils: Factors Affecting the Lifetime of Transformer Oil in Transformers of 150/20 kV and the Problem of Relating Diagnostics Data with their Pre-history

M.G. Danikas, S. Georghiou, I. Liapis, A.B.B.Abd. Ghani *

Department of Electrical and Computer Engineering,
Power Systems Laboratory,
Democritus University of Thrace, Xanthi, Greece [1, 2]
Public Electricity Corporation, Athens, Greece [3]
Department of Electrical Engineering,
TNB Research Sdn. Bhd., High Voltage Cable Diagnostics,
Distribution Unit, Selangor, Malaysia [4]

Abstract

The aim of this paper is the study of various parameters affecting the lifetime of transformer oil in transformers of 150/20 kV. Fifty (50) samples of oil were taken from such transformers in the major Athens area, Greece. The parameters investigated - according to international standards - were breakdown strength, oil color, humidity, interfacial tension and $\tan\delta$. Thermal and mechanical stresses have as result the oxidation of transformer oil and the deterioration of its insulating properties. Humidity and foreign particles also consist factors contributing to the lowering of the breakdown strength of transformer oil. In most examined samples the breakdown strength and $\tan\delta$ were satisfactory. It is shown that the slightest contact with the atmospheric air may affect humidity. A color index of 3 does not necessarily mean that the oil is bad. Foreign particle presence combined with humidity may decrease the interfacial tension. Generally speaking, the 50 investigated transformers were in a satisfactory state and none of them was required to have its oil replaced. A main conclusion of this work is that we should not base our judgment about the oil quality on only one or two parameters but on a combination of more parameters.

Keywords

Transformer oil, partial discharges, diagnostic tools, breakdown voltage, dielectric strength

Introduction

Transformer oil is a very important component of a transformer. It must have good thermal and insulating properties [1]. The insulating oil is used for providing insulation between the live parts of the transformer and the grounded parts as well as for carrying out the heat from the transformer to the atmosphere [2]. Faults in transformers are rare (1%-2% per year in power transmission and distribution systems), but they can be very costly in terms of economic and technical consequences. Faults can be due, among others, to lightning and switching overvoltages, insulation failure, humidity, foreign particles and bad maintenance. The latter is a significant factor for the lifetime of a transformer [3], [4]. The main factors which may accelerate the ageing of the oil are humidity, temperature variations, oxidation and foreign particles. Various factors affecting the breakdown strength of transformer oils have been discussed and analyzed [5], [6]. There is no single measurement which can deliver enough information as to the

ageing and/or deterioration of transformer oil, mainly because transformer insulation is a dynamic system, in which e.g. humidity may migrate from the oil to paper insulation and from paper insulation back to the oil [3], [7]. With this in mind, a variety of diagnostic methods were employed in order to study the state of fifty transformers of 150/20 kV. The whole work was carried out with the aid of the Public Power Corporation (PPC) Transformer Division in Athens, Greece. The fifty investigated transformers were from the major Athens area.

Diagnostic Methods

Warning signs about the state of a transformer are, among others, a big increase of partial discharges (> 2500 pC), a visible deterioration because of foreign metallic and carbon particles, the presence of humidity in the solid insulation about 3-4% and the presence of sludge. The latter is the last visible state of deterioration. Experience indicates that the breakdown behavior and breakdown voltage are determined much more from the

above mentioned factors than that of pure insulating liquids [4], [8], [9].

Several diagnostic methods were used in order to see the quality of the transformers in question. The characterization of the oil color (DIN 51517 - ASTM 155) was performed through a device (chromometer) including standard glass disks and two glass jars with lid. The control of

breakdown voltage was measured by a typical Foster test cell, according to IEC 156/95 (Fig. 1).

The control of humidity in the oil was measured by a Metrohm - 684 KF Coulometer, which consisted of a glass container with a stirrer titration in which the reagent from container storage is added.

The device is fully automated and once the experimenter gives the settings, it measures the moisture content of the oil. The measurements were performed according to IEC 814. The control of interfacial tension (ASTM D971 - 91) was performed via a tensimeter, which gives the value in dynes per centimeter in a direct reading.

The device that performed measurements of $\tan\delta$ and of

resistivity, is the BAUR-DTL fully automated device for measuring dielectric losses of oils. Such a system has a fully automated process for measuring dielectric loss, relative dielectric constant and resistivity (Fig. 2). The measurements were performed according to IEC 247. The density of oil was performed according to DIN 51517, with the aid of a pipe of 250 ml, an electronic thermometer and a glass cylinder.



Fig. 1: The test cell for breakdown voltage measurements



Fig.2: Device for measurement of $\tan\delta$ and resistivity

It is true that no single diagnostic method can give full information as to the state of the transformer oil. The aforementioned methods may give a better picture of its state.

Results

The sampling was done according to specification ASTM D 923. Sampling should take place in clean conditions (absence of humidity and pollution), suitable glass vessels

should be used and the latter should be kept clean and hermetically closed. Every sample should be kept away from light according to VDE 0370/9.61. Every sample should be taken while the oil is warm.

In Tab. 1 a classification of values of the various investigated parameters of insulating oil is given. An oil can be classified as good, acceptable or bad according to Tab. 1 [10].

Tab. 1: Classification of insulating oils

Oil Parameters	Good	Acceptable	Poor
Color	< 2	–	> 2
Breakdown Voltage (kV)	> 40	30 – 40	< 30
Humidity [ppm]	< 10	10 – 25	> 25
Interfacial Tension (mN/m)	> 28	22 – 28	< 22
tanδ	< 0.1	0.1 – 0.5	> 0.5
Resistivity (ρ) (GΩ·m)	> 3	0.2 – 3.0	< 0.2

The sampling of oil from the fifty transformers 150/20 kV was done with due care and according to the standard practice. In Figures 3-7, the results of the measurements are shown, regarding tanδ, color, humidity and interfacial

tension respectively. Green color symbolizes the good samples, yellow color the acceptable samples whereas the red color shows the bad samples. From Figs. 3 and 4, it is clear that the breakdown voltage and tanδ values of

most of the samples are very good. This is due to systematic control of the oil and the good maintenance. Figs. 3 and 4 indicate that these two factors, which are related to ageing and oxidation, are relatively stable.

In Fig. 5, humidity is in relatively acceptable levels. Only a small percentage of the transformers (4%) seems to have high humidity. Most of the samples are within the limits prescribed by the international standards. It must be emphasized that the humidity level is a parameter which changes easily, since the slightest contact of the oil with the atmosphere may change its characteristics. In Figs. 6 and 7 the results regarding the color as well as the interfacial tension are shown.

As time passes by, the oxidation products change the oil color. Most of the samples had a rather acceptable color. Even a color index of 3 does not necessarily consist an objective indication of the oil quality. For this reason, color measurements should in fact be accompanied by other parameter measurements. In fact, although 36% of the samples showed a rather dark color (Fig. 6) other parameter measurements indicated that these samples were good or acceptable. The pre-

sence of foreign particles in combination with humidity may reduce the interfacial tension of the oil. In the investigated samples, a percentage of 28% (Fig. 7) is characterized as poor. This, however, is not particularly annoying, if we take into account for these samples also the other parameter measurements.

The density of the investigated oil samples was measured in the generally acceptable values, i.e. between 0.85 and 0.92 gr/ml (with the lowest recorded being 0.85 gr/ml, whereas the highest was 0.91 gr/ml). Although the oil density does not consist per se an individual characteristic of the examined sample, its increase may imply an increase of degradation by-products. In the context of the present work the oil density was used for the calculation of the interfacial tension [11], [12].

It can be said that, in general, the state of the investigated transformer oil samples was more or less satisfactory. In a few cases, there is a need of further filtering and possibly a second sampling it should be carried out. Whereas no transformer functioned with a particularly bad oil, it is true that, with transformer ageing, the oil suffers from so-

lid impurities, free and dissolved water particles and dissolved air. Frequent sampling is necessary in order to ensure the good functioning of such transformers. The results reported here are in line with those published before [11]. Although a statistical approach of the whole subject is desirable (i.e. to try to correlate the data collected here as well as from previous published work with the pre-history of each individual transformer), it is difficult to be realized since the Greek Electricity System has transformers from a variety of manufacturers.

This inhomogeneity of suppliers certainly renders the relation between the data collected with the pre-history of transformers very difficult. It also should be noted that with the term "pre-history" we mean the detailed registration of all faults, faulty conditions, lightning strokes, switching overvoltages etc. which have occurred in a transformer. Previous work done in this direction was only partially successful since at that time, pre-history of transformers was only related to one parameter, namely that of breakdown strength [13], [14], [15].

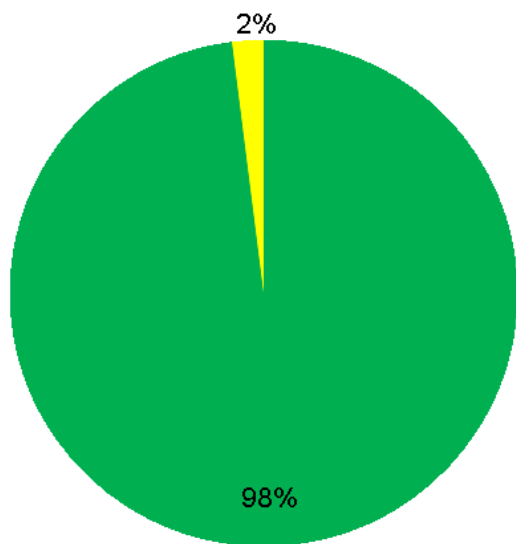


Fig.3: Graph of breakdown voltage results

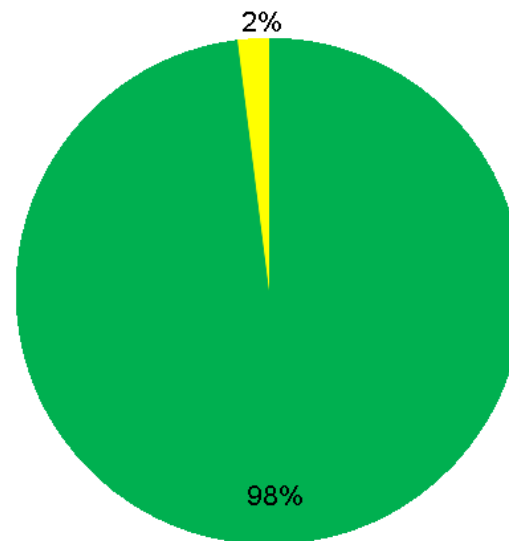


Fig.4: Graph of tanδ results

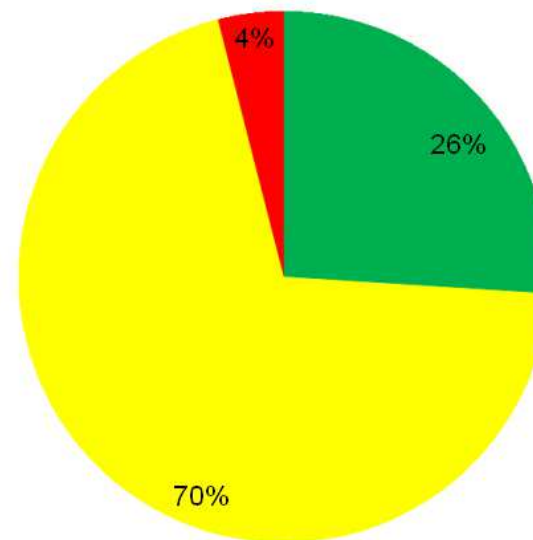


Fig.5: Graph of humidity results

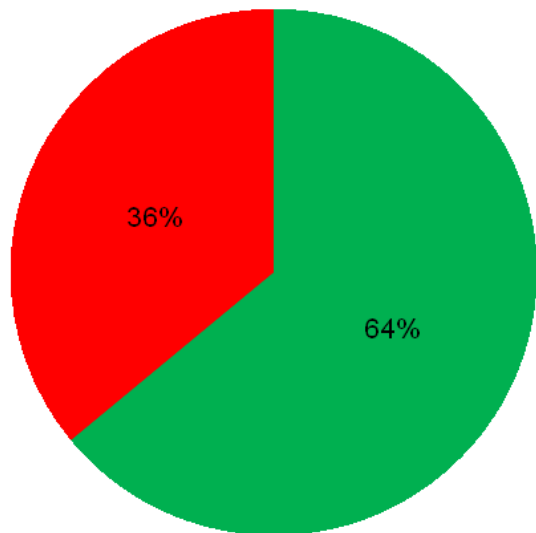


Fig.6: Graph of color results

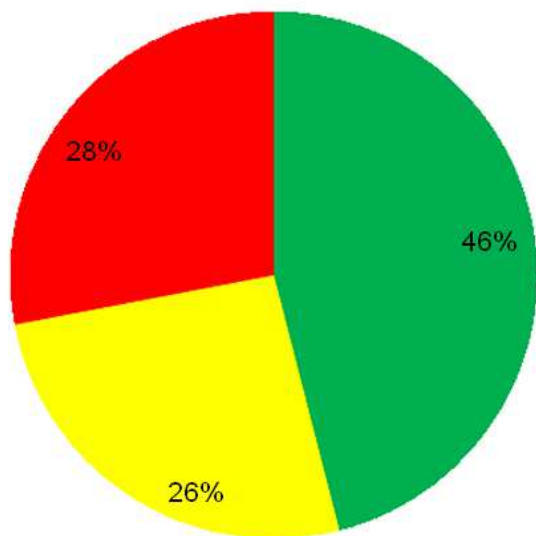


Fig.7: Graph of interfacial tension results

It can be said that this piece of work here does not consist per se an original piece of research. This paper does not claim to have explored new inroads regarding the mechanisms of breakdown of dielectric liquids, as for example in [16], or novel directions regarding new diagnostic methods, as for example in [17]. The whole purpose of this paper is, however, to show that monitoring work is necessary - not to say essential - for the correct maintenance of transformer oil in bigger transformers. An attempt to also relate the present state of transformer oil in the above mentioned transformers with their previous history will follow.

Some Further Remarks

One may ask which from the parameters investigated, are the most important. It is a difficult question to answer. However, if one has to choose between the aforementioned parameters, he would most probably select two of them, namely humidity and breakdown strength. If one looks carefully Fig. 3 (referring to breakdown voltage results) and Fig. 5 (regarding humidity results), one may see that 98% of the investigated transformers had good oil breakdown strength and 96% of

the investigated transformers had good or acceptable levels of humidity. This means that Fig. 3 and Fig. 5 are in more or less good agreement. Humidity plays a critical role, since it can contribute to a dramatic lowering of breakdown strength, as was also indicated in some older but nevertheless classical publications [18], [19], [20]. Generally speaking, inclusions of humidity more than about 10 ppm (at normal temperature) cause a lowering of breakdown strength. A low oil breakdown strength may imply that there are foreign particles and/or admixtures in the oil. On the other hand, a high breakdown strength does not necessarily mean that the oil is good. It may be possible that the quantity of foreign particles may not be sufficiently large, so that it can influence the breakdown voltage [21].

The interfacial tension, although it gives an idea of the concentration of oxidation by-products in a transformer oil, is not necessarily an indicator for definite conclusions about the oil under investigation. This is because in warmer periods of the year, the oil temperature increases and humidity may affect the oil more than in cooler periods [22].

Change of the oil color

may mean the existence of by-products or the presence of foreign particles. Although such a change may imply a certain degree of pollution of the oil under investigation, the color by itself may not be considered as a very reliable indicator of the oil quality, as was shown in this paper and was also reported in [23].

Tan δ results (Fig. 4) match very well with Fig. 3 results of breakdown strength. Tan δ changes as the oil degrades. Although tan δ measurements cannot be taken as a sole criterion of oil quality, its results match extremely well with the breakdown strength data, in the context of the present paper. The low value of tan δ depends on the nature of the oil as well as on its processing [22], [24].

A last remark should be made concerning the monitoring of both transformers of 150/20 kV and of distribution transformers (both kinds of

transformers in the major Athens area): it seems that the former have a larger percentage of good/acceptable oil than the latter [25]. To validate, however, this point, more work has to be done with transformers of both kinds from the major Athens area.

Conclusion

Insulating oil samples from transformers of 150/20 kV have been investigated. In the context of this work, several parameters - through the appropriate diagnostic techniques - affecting the state and lifetime of transformer oil have been studied. No single parameter can fully describe the state of the oil of a transformer. The variety of parameters investigated here may give a more complete picture. In the context of this work, the majority of the investigated transformer oil samples were found to be good or acceptable. This points out to the further continuing sampling at regular intervals.

References

- [1] Karsai K., Kerényi D., Kiss L., "Large Power Transformers", Eds. Elsevier, 1987
- [2] Wadhwa C.L., "High Voltage Engineering", Eds. New Age International Ltd., Publishers, New Delhi, India, 1994
- [3] Gill P., "Electric Power Transformer Engineering", Eds. CRC Press, USA, 2009

- [4] Kind D., Kaerner H., "High Voltage Insulation Technology", Eds. Friedr. Vieweg, Braunschweig Wiesbaden, Germany, 1985
- [5] Danikas M.G., "Breakdown of transformer oil", IEEE Electrical Insulation Magazine, Vol. 6, No. 5, 1990, pp. 27-34
- [6] Mitchinson P.M., Lewin P.L., Jarman P., "Oil-gap discharge in transformers", IEEE Electrical Insulation Magazine Vol. 29, No. 2, 2013, pp. 50-62
- [7] Singh S., Bandyopadhyay M.N., "Dissolved Gas Analysis technique for incipient fault diagnosis in power transformers: A bibliographic survey", IEEE Electrical Insulation Magazine, Vol. 26, No. 6, 2010, pp. 41-46
- [8] Myers S.D., Kelly J.J., Parrish R.H., "A guide to transformer maintenance", Eds. S.D. Myers Inc., ISBN 10: 0939320002, 1981
- [9] Heathcote M.J., "The J&P Transformer Book", Eds. Elsevier Ltd., Great Britain, 2007
- [10] American Society for Testing and Materials, Standard Practices for Sampling Electrical Insulating Liquids, D 923, ASTM, USA, 2004
- [11] Danikas M.G., Missas S., Liapis I., "Factors affecting the ageing of transformer oil in 150/20 kV transformers", Proceedings of the 17th International Conference on Dielectric Liquids (ICDL2011), Trondheim, Norway, Norway 26-30, June 2011, Session 06, Paper 1
- [12] Georghiou S., "Diagnostic methods in transformer oils: A study of factors affecting the lifetime of transformer oil in transformers of 150/20 kV", B.Sc. Thesis, Democritus University of Thrace, Department of Electrical and Computer Engineering, Power Systems Laboratory, Xanthi, Greece, 2012 (in Greek)
- [13] Panagiotopoulos K., "Measurements of breakdown strength in transformer oil", B.Sc. Thesis, Democritus University of Thrace, Department of Electrical and Computer Engineering, Power Systems Laboratory, Xanthi, Greece (in Greek), 1995
- [14] Zorbas M., "Measurement of dielectric strength of transformer oil", B.Sc. Thesis, Democritus University of Thrace, Department of Electrical and Computer Engineering, Power Systems Laboratory, Xanthi, Greece (in Greek), 1997

- [15] Roussos V.G., "Transformer oil: breakdown measurements", B.Sc. Thesis, Democritus University of Thrace, Department of Electrical and Computer Engineering, Power Systems Laboratory, Xanthi, Greece (in Greek), 2001
- [16] Badent R., "Modell der elektronendominanten Streame-
rentladung in Isolieroel", Ph.D. Thesis, University of
Karlsruhe, Faculty of Electrical Engineering, Institute
of Electrical Energy Systems and High Voltage Engi-
neering, 1996
- [17] Saha T.P., Purkait P., "Investigation of an expert
system for the condition assessment of transformer in-
sulation based on dielectric response measurements",
IEEE Transactions on Power Delivery, Vol. 19, No. 3,
2004, pp. 1127-1134
- [18] Nelson J.K., Salvage B., Sharpley W.A., "Electric
strength of transformer oil for large electrode areas",
Proceedings of the Institution of Electrical Engineers,
Vol. 118, No. 2, 1971, Paper 388
- [19] Zein El-Dine, Tropper H., "The electric strength of
transformer oil", Proceedings of the Institution of
Electrical Engineers, Vol. 103, 1956, pp. 35-40
- [20] Norris E.T., "High voltage power transformer insu-
lation", Proceedings of the Institution of Electrical
Engineers, Vol. 110, No. 2, 1963, pp. 428-440
- [21] Pahlavanpour B., Eklund M., Sundkvist K., "Revised IEC
standard for maintenance of in-service insulating oil",
"http://weidmann-solutions.cn/huiyi/Seminar%202004%20Sa
cramento/PahlavanpourPaper2004.pdf"
- [22] Samoilis V.G., "Insulating oils", Eds. National Tech-
nical University of Athens, Athens, Greece, 1986 (in
Greek)
- [23] American Society for Testing and materials, Standard
Test Method for ASTM Color of Petroleum Products (ASTM
Color Guide), D 1500, ASTM, USA, 2004
- [24] Doudoulakis M.G., "Temperature effects on the proper-
ties and the behaviour of transformer oil", M.Sc. The-
sis, National Technical University of Athens, Athens,
Greece, 2009
- [25] Danikas M.G., Rapti E., Liapis I., Ghani A.B.B. Abd.,
"Parameters affecting the lifetime of transformer oil
in distribution transformers: Parameter monitoring of
50 transfmormers from the Athens area", FunkTechnikPlus
Journal, Issue 4, Year 1, May 2014, pp. 53-65

"www.otoiser.org/index.php/ftpj/article/view/45"
"www.otoiser.org/index.php/ftpj/issue/view/2014.05.31"

Previous Publication in FUNKTECHNIKPLUS # JOURNAL

"Electrical Machine Insulation: Traditional Insulating
Materials, Nanocomposite Polymers and the Question of
Electrical Trees", Issue 5, Year 2, pp. 7-32

* About The Authors

Michael Danikas, Issue 2, Year 1, 2013, p. 39

S. Georghiou, received his degree from Democritus Univer-
sity of Thrace, Department of Electrical and Computer Engi-
neering, in 2012. He is currently employed in Cyprus.

Ioannis Liapis, Issue 4, Year 1, 2014, p. 65

Ahmad Basri Bin Abdul Ghani, Issue 4, Year 1, 2014, p. 65

This paper is licensed under a Creative Commons Attribution 4.0
International License – <https://creativecommons.org/licenses/by/4.0/>

[This Page Intentionally Left Blank]

[This Page Intentionally Left Blank]

[This Page Intentionally Left Blank]

In case of any doubt,
download the genuine papers from
genuine.ftpj.otoiser.org

FRONT COVER VIGNETTE

A faded synthesis of an anthemion rooted in a meandros

The thirteen-leaf is a symbol for a life tree leaf.
"Herakles and Kerberos", ca. 530–500 BC,
by Paseas, the Kerberos Painter,
Museum of Fine Arts, Boston.

www.mfa.org/collections/object/plate-153852

The simple meandros is a symbol for eternal immortality.
"Warrior with a phiale", ca. 480–460 BC,
by Berliner Maler,
Museo Archeologico Regionale "Antonio Salinas" di Palermo.

commons.wikimedia.org/wiki/File:Warrior_MAR_Palermo_NI2134.jpg