

## Insulating Properties of Graphene Oxide

D.G. Mitrakas, M.G. Danikas



*This small European Journal is  
In the Defense of Honesty in Science and Ethics in Engineering*

**Publisher** – otoiser—open transactions on independent scientific engineering research, [www.otoiser.org](http://www.otoiser.org)—[info@otoiser.org](mailto:info@otoiser.org): Hauptstraße 52, 2831 Scheiblingkirchen, Austria

**Language** – We emphasize the origins of the Journal by using English, German and French, as well as, a Hellenic vignette in the cover page. However, since we recognize the dominance of US English in the technical literature, we adopted it as the Journal's language, although it is not our native language.

**Focus** – We consider Radio–FUNK, which still creates a vivid impression of the untouchable, and its Technology–TECHNIK, from an Advanced–PLUS point of view, Plus–PLUS Telecommunications Engineering, Electrical Engineering and Computer Science, that is, we dynamically focus at any related scientific-engineering research regarding Théorie, Expérimentation, Métrologie, Logiciel, ou Applications.

**Scope** – We emphasize this scope broadness by extending the title of the Journal with a Doppelkreuz-Zeichen # which we use as a placeholder for substitution of our Editorial Team disciplines: # Telecommunications etc. as above, or # High Voltage, # Software Engineering, # Simulation etc. as below.

**Frequency** – We publish 3 issues per year: on 31st of January, on 31st of May, and on 30th of September, as well as, an extra issue every 3 papers and a volume every 2 years.

**Editions** – We increase the edition number of an issue only when is needed to reform one or more of its papers—thus to increase their version numbers—but we keep unchanged its 1st edition date shown on its front page and we number its pages sequentially from 1. We count the editions of *About* separately.

**Format** – We use a fixed-space font, hyphenation, justification, unfixed word spacing, and the uncommon for Journals A5 (half A4) page size to achieve WYSIWYG printing and clear reading of 2 to 4 side-by-side pages on wide-screen displays.

**Printing-on-Demand** – We can email gratis PDF files at 300-4000 dpi in booklet page scaling of brochure and book type.

**Copyright** – We publish under a Creative Commons Attribution, CC-BY 3.0 Unported or CC-BY 4.0 International, License only.

Please download the latest *About* edition from  
<http://about.ftpj.otoiser.org>

**Editorial Team****# Electrical Engineering**

Professor Michael Danikas, mdanikas@ee.duth.gr  
EECE, Democritus University of Thrace, Greece

**# High Voltage Engineering # Insulating Materials**

Assistant Professor Athanasios Karlis, akarlis@ee.duth.gr  
EECE, Democritus University of Thrace, Greece

**# Electrical Machines # Renewable Energies # Electric Vehicles****# Computer Science**

Professor Vasilis Katos, vkatos@bournemouth.ac.uk  
Head of Computer and Informatics Dept, Bournemouth Univ, UK

**# Computer Engineering # Software Engineering # Cyber Security**

Lecturer Sotirios Kontogiannis, skontog@gmail.com  
Business Administration Dept, TEI, Western Macedonia, Greece

**# Internet Engineering # Learning Management Systems**

Dr. Apostolos Syropoulos, asyropoulos@yahoo.com  
BSc-Physics, MSc-Computer Science, PhD-Computer Science  
Independent Researcher, Xanthi, Greece

**# Hypercomputation # Fuzzy Computation # Digital Typography****# Telecommunications Engineering**

Dr. Nikolaos Berketis, nberketis@gmail.com  
BSc-Mathematics, MSc-Applied Maths, PhD-Applied Mathematics  
Independent Researcher, Athens, Greece

**# Applied EM Electromagnetics # Applied Mathematics**

Dr. Nikolitsa Yannopoulou, yin@arg.op4.eu [\*]  
Diploma Eng-EE, MEng-Telecom-EECE, PhD-Eng-Antennas-EECE  
Independent Researcher, Scheiblingkirchen, Austria

Dr. Petros Zimourtopoulos, pez@arg.op4.eu [\*]  
BSc-Physics, MSc-Radio-Electronics, PhD-Antennas-EE  
Independent Researcher, Scheiblingkirchen, Austria

**# Antennas # Metrology # EM Software # Simulation # Virtual Labs****# Applied EM # Education # FLOSS # Amateur Radio # Electronics****\* Copy and Layout Editing, Proof Reading, Issue and Website Management, Paper and About Reprints, Volumes and Web Pages****Technical Support**

Konstantinos Kondylis, kkondylis@gmail.com  
Diploma Eng-EECE, MEng-Telecom-EECE, Doha, Qatar  
Christos Koutsos, ckoutsos@gmail.com  
Diploma Eng-EECE, MEng-Telecom-EECE, Bratislava, SK

**Information for Authors**

This is a small, but independent, low profile Journal, in which we are all—Authors, Reviewers, Readers, and Editors—free at last to be Peers in Knowledge, without suffering from Journal roles or positions, Professional–Amateur–Academic statuses, or established "impact factorizations", under the following guiding principles:

**Authors** – We know what Work means, we respect the Work of the Independent Researcher in Science and Engineering and we want to exhibit his Work. Thus, we decided to found this Free and Open Access Journal in which to publish this Work. Furthermore, as we care indeed for the Work of the technical author—especially a young or a beginner one—we strongly support the publication of his Work, as follows:

- 1 We do not demand from the author to transfer his own copyright to us. Instead, we only consider papers resulting from original research work only, and only if the author can assure us that he owns the copyright of his own paper as well as that he submits to the Journal either an original copy or a revised version of his own paper, for possible publication after review—or even for immediate republication, if this paper has already been published after review—but, in any case under a Creative Commons Attribution, CC-BY 3 Unported or CC-BY 4 International, License, only.
- 2 We encourage the author to submit his own paper written just in Basic English plus Technical Terminology.
- 3 We encourage the author even to select a pen name, which may drop it at any time to reveal his identity.
- 4 We encourage the author to submit an accepted for publication paper, which he was forced to decline that publication because it would be based on a review with unacceptable evaluation or derogatory comments.
- 5 We encourage the author to submit any paper that was rejected after a poor, impotent, inadequate, unreasonable, irresponsible, incompetent, or "just ticking" review.
- 6 We encourage the author to submit an unreviewed paper of his own that he uploaded on some Open Access repository.
- 7 We encourage the author to upload his published paper in our Journal to at least one Truly Free Open Repository, e.g. such as <http://viXra.org> and <https://archive.org>.

- 8 We provide the author with the ability to update, at any time, the reference links of his paper.
- 9 We provide the author with a decent, express, peer review process, of up to just 4 weeks, by at least 2, either anonymous or onymous, reviewers.
- 10 We provide the author with the option to choose from 2 review processes: the traditional, anonymous, close one, as well as, a contemporary, onymous, open review in our private mailing list for Peer Discussion.
- 11 Under the Clause 1 : We immediately accept for publication a research paper directly resulting from a Project Report, or a Diploma-, Master-, or PhD-thesis, which already the author has successfully defended before a committee of experts, as long as he can mention 2 members of this committee who approved his Work.
- 12 Under the Clause 1 : We immediately accept for publication any paper which is not Openly Accessible on the Internet.
- 13 We immediately publish online a paper, as soon as it is accepted for publication in the Journal.
- 14 We quickly publish an extra issue—that is in excess of the 3 issues we publish a year—as soon as the review process of 3 papers is completed.

**Reviewers** – Every peer may voluntarily become a reviewer of the Journal in his skillfulness for as long as he wishes. In addition, each author of the Journal must review one paper in his expertness for each one of his published papers.

**Readers** – Every reader is a potential post-reviewer: we welcome comments and post-reviews in our private mailing list for Peer Discussion.

**Editors** – Every editor owns a PhD degree—to objectively prove that he really has the working experience of passing through the dominant publishing system. An editor pre-reviews a paper in order to check its compliance to our guiding principles and to select the appropriate reviewers of it. We can accept for consideration papers only in the expertise areas currently shown in the Editorial Team page, above. However, since we are very willing to amplify and extend the Scope of the Journal, we welcome the volunteer expert, in any related subject, who wants to join the Editorial Team as long as he unreservedly accepts our guiding principles.

## Electronic Publishing

We regularly use the Free Libre Open Source Software Libre Office with the Free Liberation Mono font and the Freewares PDFCreator and PDF-Xchange Viewer. We also use, with some basic html code of ours: the Free Open Source Software Open Journal System OJS by the Public Knowledge Project PKP installed in our website, and the Free Open Digital Library of Internet Archive website, where we upload the FTP#J Collection of Issues, Paper reprints, *About* documents, and Volumes, in both portrait and landscape orientations, for download or very clear online reading with the Free Open Source BookReader.

## Submissions

We can only consider papers written in the preferable and recommended odt format of LibreOffice, or even a paper in the MS Office with MathType doc format, if it would be proved that it is fully compatible with LibreOffice indeed.

**Legal Notice** – It is taken for granted that the submitter–correspondent author accepts, without any reservation, the totality of our publication conditions as they are analytically detailed here, in this *About*, as well as, that he also carries, in the case of a paper by multiple authors, the independent will of each one of his co-authors to unreservedly accept all the aforementioned conditions for their paper.

## Internet Addresses

**Submissions** : sub@ftpj.otoiser.org

**Send Updates** : updates@ftpj.otoiser.org

**Printing-on-Demand** : pod@ftpj.otoiser.org

**Technical Support TS** : technical-support@ftpj.otoiser.org

**Principal Contact** : principal-contact@ftpj.otoiser.org

**Peer Discussion List** : www.peers.ftpj.otoiser.org

**Editorial Team & TS List** : www.etts.ftpj.otoiser.org

**The FTP#J Collection at Internet Archive Digital Library** :  
<https://archive.org/details/@funktechnikplusjournal>

**Sample Paper Templates** : www.template.ftpj.otoiser.org

**Reference Link Updates** : www.updates.ftpj.otoiser.org

**Internet Publishing** : www.ftpj.otoiser.org

---

*This document is licensed under a Creative Commons Attribution 4.0 International License – <https://creativecommons.org/licenses/by/4.0>*

# Insulating Properties of Graphene Oxide

D.G. Mitrakas, M.G. Danikas \*

Department of Electrical and Computer Engineering,  
Power Systems Laboratory,  
Democritus University of Thrace, Xanthi, Greece

## Abstract

Many researchers concentrated recently their efforts on the investigation of the physical properties of graphene, such as its electrical and thermal conductivity and its strength. Its flexibility and transparency opened new possibilities regarding numerous applications, such as electronics, energy storage devices, polymers and electrodes. Relatively little was reported w.r.t. the insulating properties of graphene oxide. It is the purpose of the present paper to investigate whether graphene oxide can be suitable as insulating material for high voltage applications.

## Keywords

Graphene oxide, insulating properties, insulation lifetime, enclosed cavities

## Introduction

Graphene concentrated the lights of publicity and the scientific interest of numerous researchers around the globe for its physical properties, such as the very high electrical and thermal conductivity and its strength. Its transparency and its flexibility opened new roads for many applications, such as, among others, composite polymers, transparent electrodes and storage energy devices. A. Geim and K. Novoselov re-

ceived the Nobel prize in physics for "groundbreaking experiments regarding the two-dimensional material graphene" [1].

## Properties of Graphene

A graphene film is -at the moment- the thinnest known material, the gases cannot penetrate it, and it has higher mechanical strength than stainless steel. Its properties open new inroads regarding novel applications. At room temperature, its thermal conduc-

tivity is very high, higher than that of diamond, and of the order of  $5000 \text{ W m}^{-1} \text{ K}^{-1}$ . Graphene is almost transparent, absorbing only 2.3% of light. It is an excellent electrical conductor, having a high charge mobility of  $200000 \text{ cm}^2 \text{ V}^{-1} \text{ s}^{-1}$ . Such properties were recorded with very thin graphene samples of the highest quality and of small surface. It was also reported that graphene properties (such as electronic properties, thermal conductivity, hardness and elasticity) may change with the sample thickness [2].

## Possible Applications of Graphene

Many industrial applications were proposed, such as energy storage devices, transistors, electrodes, composite polymers, nanocomposites, sensors etc. The quantity and morphology of graphene for each of the above applications may vary, depending on the application itself. For example, sensors or transparent electrodes require thin graphene films, whereas batteries, super-capacitors and synthetic polymers require quantities of nano-films or graphene platelets. Graphene dispersion in the matrices of the base polymer should be as good as possible.

## Graphene Oxide as Insulating Material

The reply to the question whether graphene oxide is a good insulating material, is not easy to be given since the chemical structure of graphene oxide is sensitive to the temperature. The electrical conductivity of graphene oxide can be studied with the aid of dielectric spectroscopy [3]. Dielectric spectroscopy records the change of dielectric properties of a material with the frequency and the temperature. It gives indications as to the insulating properties of the material, taking into account the relaxation phenomena. The latter change the dielectric behavior of the material and allow the storage of more electric energy in the volume of the material.

It is evident that the conductivity of graphene oxide increase is a function of temperature and of frequency (Fig. 1a). The frequency spectrum is in the range of 0.1 Hz up to  $10^6$  Hz and the range of temperature is in the range of  $-40^\circ \text{ C} - 30^\circ \text{ C}$ . The slope of the conductivity curve with frequency decreases as the temperature increases. The dielectric constant takes low values and presents a rather small dependency on frequency at low

temperatures. However, this changes at higher temperatures (Fig. 1b) (note the same ranges of frequency and temperature for Figs. 1a and 1b) [4].

Fig 2a shows the conductivity in the temperature range 40°C – 90°C. It shows a stepwise increase at lower frequencies and reaches a plateau value at higher frequencies. Fig. 2b shows a decrease of dielectric constant with frequency increase for the same temperature range as in Fig. 2a [4].

Fig. 3a shows conductivity changes from 100°C to 150°C. The conductivity plateau value appears also at higher temperatures. The transition from plateau value to the exponential increase moves to higher temperatures as the temperature increases. It is to be noted that conductivity increases dramatically as the temperature increases above 100°C. Fig. 3b shows that the dielectric constant changes significantly as the frequency decreases [4].

Fig. 4 shows conductivity as a function of temperature at the frequency of 0.1 Hz. One may see three transitions from -40°C to 150°C. Two transitions from the region of insulating material to the region of semiconduction at about 10°C and 100°C and one

transition from the region of semiconduction to the region of insulating material at 90°C. At room temperature electrical conductivity has semiconductive characteristics but at lower temperatures has insulating characteristics. Fig. 5 shows the variation of the dielectric constant with temperature at various frequencies [4].

It should be noted that graphene oxide is hydrophilic material and it is very sensitive to humidity variations. Its resistance is 10<sup>8</sup> Ω for relative humidity of 15% but it becomes ten times smaller when the relative humidity is 95%. The relationship of its resistance with humidity, renders the aforementioned material ideal as humidity sensor [5].

Graphene oxide can be selected to be added to polymer matrices because of its high mechanical strength and its high thermal conductivity. Pure graphene oxide is thermally unstable. The decomposition of graphene oxide nanosheets (GO<sub>n</sub>) is not valid for nanocomposites GO/PVDF because of the strong interactions between its constituents. Fig. 6 shows that the permittivity of such a nano-composite (GO/PVDF) with concentrations above 1 wt% is higher than that of pure PVDF.

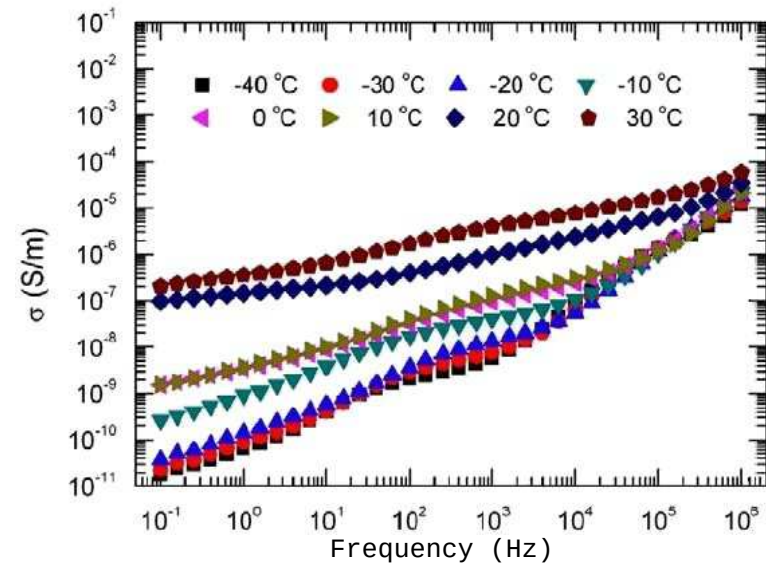


Fig. 1a Conductivity of graphene oxide with frequency and temperature

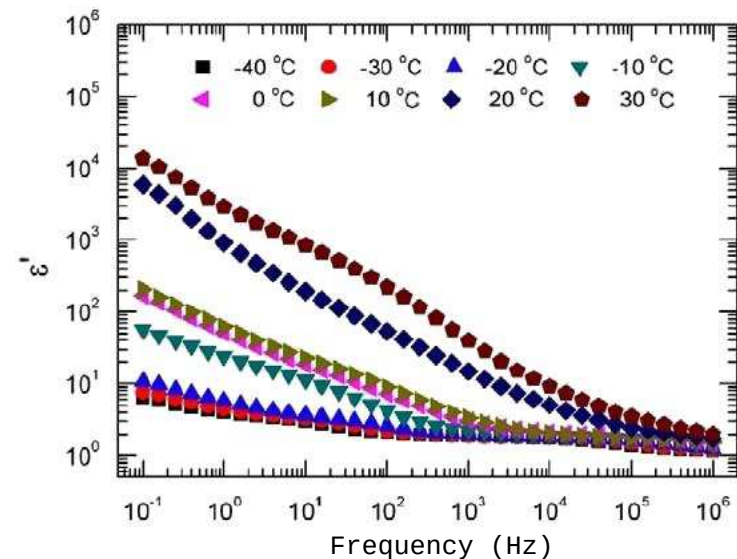


Fig. 1b Dielectric constant of graphene oxide with frequency and temperature

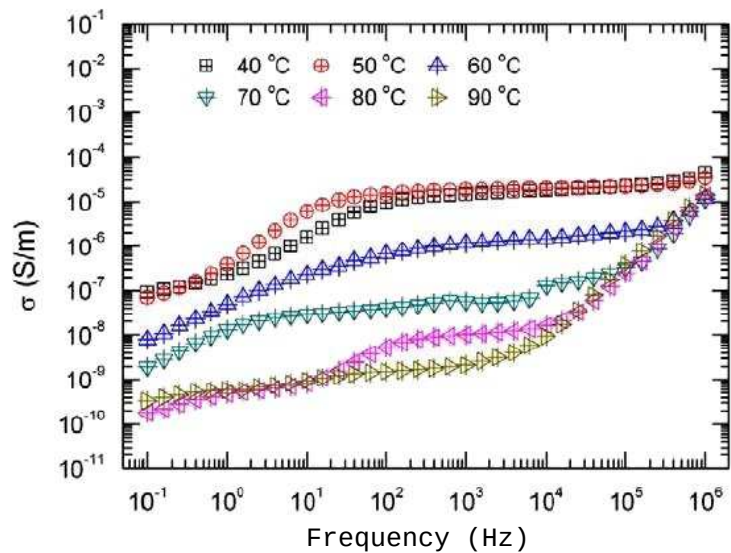


Fig. 2a Conductivity of graphene oxide with frequency and temperature

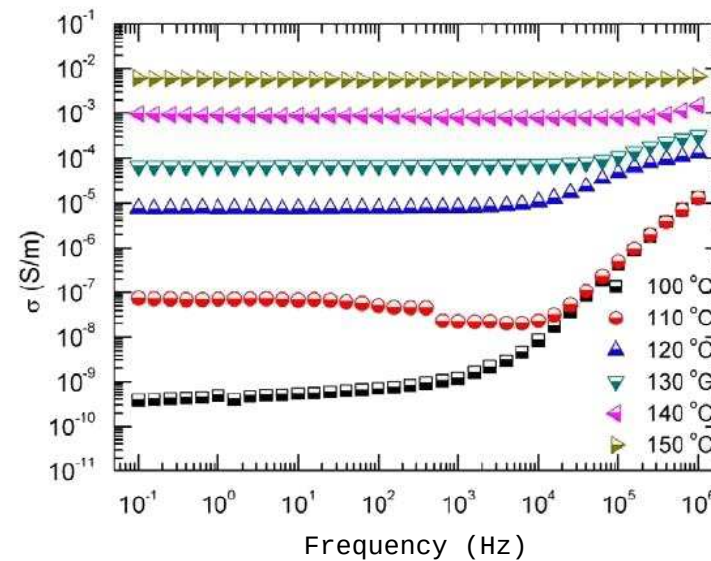


Fig. 3a Conductivity of graphene oxide with frequency and temperature

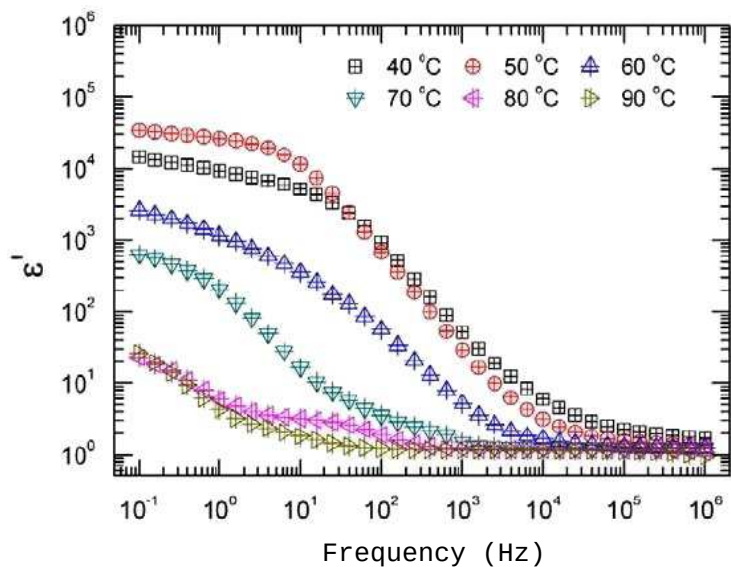


Fig. 2b Dielectric constant of graphene oxide with frequency and temperature

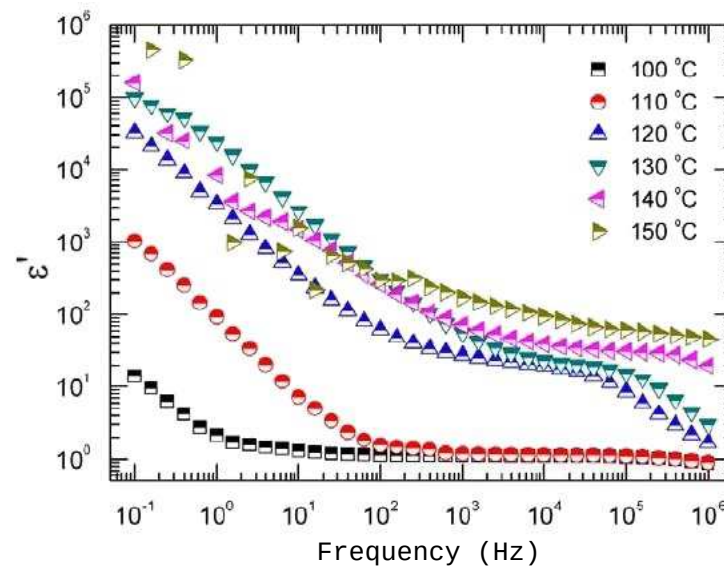


Fig. 3b Dielectric constant of graphene oxide with frequency and temperature

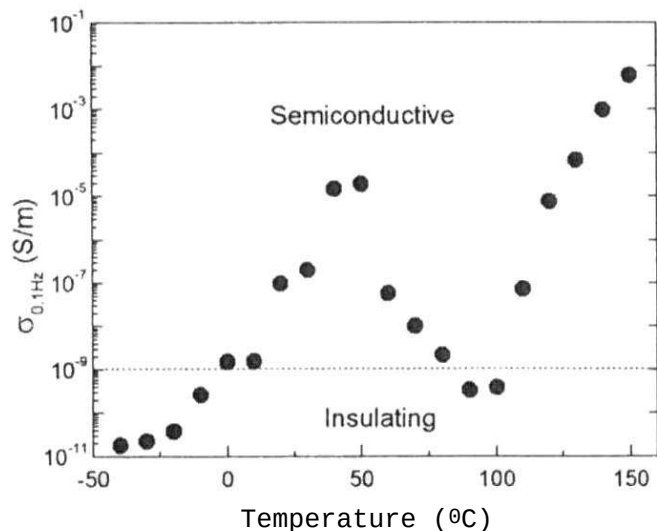


Fig. 4 Conductivity of graphene oxide with temperature at frequency 0.1 Hz

However, for concentrations of GOn lower than 0.5 wt%, permittivity is lower than that of pure PVDF. Fig. 7 shows that the presence of GOn in various concentrations does not result in a change of electrical conductivity of the nanocomposite in relation to the pure PVDF at higher frequencies, whereas small differences (increase of conductivity) are observed as the frequency decreases [6].

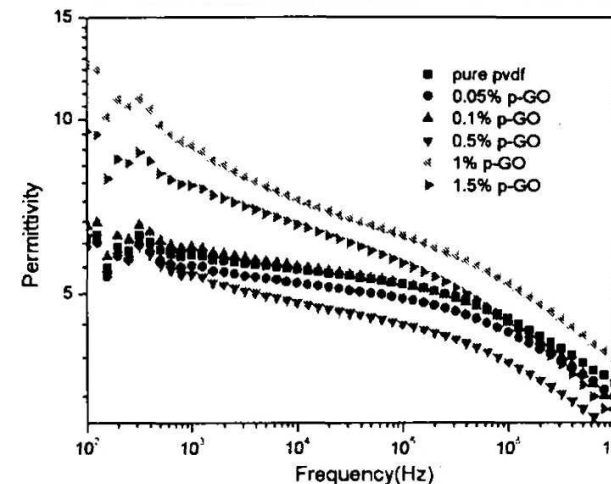


Fig. 6 Dielectric constant of Gon/PVDF

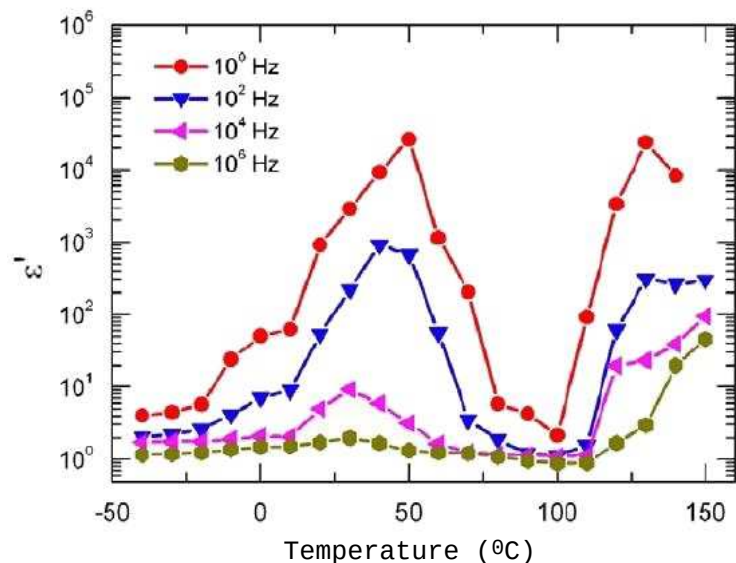


Fig. 5 Dielectric constant of graphene oxide

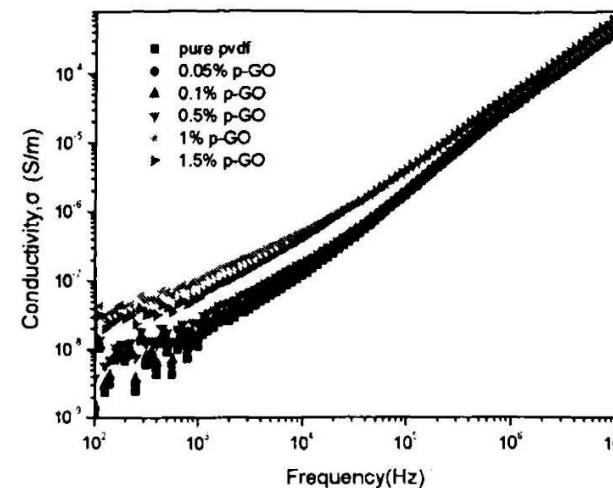


Fig. 7 Conductivity of GOn/PVDF

Graphene oxide in combination with silicon oxide may be used as thin coatings in XLPE. As evaluation index of such a combination the OIT (oxidative induction time) was used, an evaluation which

is taken during accelerated ageing at 120°C. Fig. 8 shows OIT values as a function of time for the pure polymer, the combination XLPE-SiO<sub>2</sub> as well as for the combination XLPE-GO-SiO<sub>2</sub>.

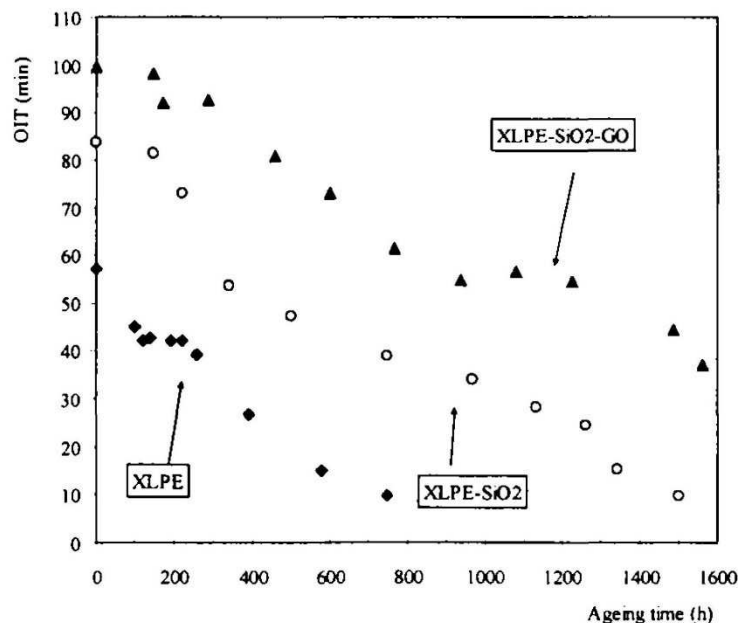


Fig. 8 Values of OIT with time

It is evident that such coatings contribute to the increase of resistance in the thermal oxidation. The presence of 0.5 wt% GO gives even more higher values of OIT. All coatings seem to increase the surface resistivity but the coating with GO is the better one. The presence of GO contributes to the hindrance of oxygen and of oxidation of the polymer.

Moreover, the change in coating structure are adequate in improving the thermal stability of XLPE [7].

Work done with epoxy resin with graphene oxide up to 0.5 wt% showed that there is no difference between pure epoxy resin and the one with GO regarding the dielectric behavior. The addition of GO does not render any better the epoxy resin (Fig. 9) whereas

there is a marked difference with epoxy resin nanocomposite after thermal treatment (Fig. 10) [8].

In general, for relatively low and higher voltages, it can be said that GO cannot be used as insulating material because for practical atmospheric conditions above 40°C, it does not show insulating behavior except for the temperature range between 90°C and 100°C and also below 10°C. Such temperature ranges, however, are very specific and do not generally satisfy ordinary industrial applications, especially in the high voltage industry. In very low voltages, i.e. in electronics applications, GO has in general a semiconducting character and as such is investigated in the scientific bibliography. In some specific cases, such as in very low humidity or in very low temperature, GO has an insulating behavior, which can have particular applications.

#### Cavity Considerations and Graphene Oxide

It is known that the electric field  $E_c$  inside an enclosed cavity in an insulating material of dielectric constant  $\epsilon_r$  is given by the equation

$$E_c = 3 \epsilon_r E / (2 \epsilon_r + 1) \quad (1)$$

where,  $E$  is the applied electric field to the insulating material.

It is also known that, assuming a uniform electric field  $E$  applied to the insulating material, the expected lifetime  $L$  is given by the equation

$$L = k (E d)^{-n} \quad (2)$$

with  $k$  and  $n$  constants depending on the material and the quality of its construction, and  $d$  the thickness of the material.

Combining Equations (1) and (2), we have that

$$L = k [E_c d (2\epsilon_r + 1) / 3\epsilon_r]^{-n} \quad (3)$$

which gives a relation between the lifetime of the material in terms of the thickness of the material.

Based on Fig. 11, and considering that in a sample the cavity has a radius  $R$ , the applied field to the sample is  $E$ ,  $E_c$  is the field inside the cavity,  $d$  is the overall thickness of the sample and  $\alpha$  as in Fig. 11, and having in mind that  $d = 2\alpha + 2R$ , Equation (3) becomes]

$$L = k [2 E_c (\alpha + R) * (2\epsilon_r + 1) / 3\epsilon_r]^{-n} \quad (4)$$

Consequently we have a relation between the lifetime  $L$  and the radius  $R$  of the spherical cavity.



In the case of graphene oxide (GO), for temperature  $t = 90^{\circ}\text{C}$  and from Fig. 2b, the dielectric constant is given as  $\epsilon_r = 2$ ,  $f = 50\text{ Hz}$ , with insulation thickness  $d = 0.1\text{ mm}$ ,  $k = 4$ ,  $n = 10$ , we finally get the curve of Fig. 12. This shows the change in lifetime in hours w.r.t. the electric field  $E_c$  inside the cavity in GO.

It is evident from Fig. 12, that as the electric field becomes larger, lifetime becomes shorter with a given cavity size.

In the case of GO, for power frequency, and various temperatures  $T = -10^{\circ}\text{C}$  (from Fig. 1b we have  $\epsilon_r = 9$ ),  $T = 0^{\circ}\text{C}$  (from Fig. 1b  $\epsilon_r = 15$ ),  $T = 10^{\circ}\text{C}$  (from Fig. 1b,  $\epsilon_r = 21$ ),  $T = 90^{\circ}\text{C}$  (from Fig. 2b  $\epsilon_r = 2$ ),  $T = 100^{\circ}\text{C}$  (from Fig. 3b,  $\epsilon_r = 1.8$ ), we have correspondingly the lines L1, L2, L3, L4 and L5 in Fig. 13.

Fig. 13 shows the lifetimes in hours at various temperatures and in function of various electric field values inside the cavity in GO. We observe that lifetime changes w.r.t. temperature and therefore w.r.t. the dielectric constant of the material. Smaller dielectric constant means smaller lifetime.

From Equation (4), for a constant electric field value

$E_c = 0.12\text{ kV/mm}$ ,  $k = 4$ ,  $\alpha = 1\text{ mm}$ ,  $\epsilon_r = 2$ ,  $n = 10$  and for different values of cavity radius, we find that the corresponding lifetime is

Tab. 1

R (mm)	L (hours)
0.2	6308812
0.1	15060285
0.05	23980986
0.01	35362772
0.005	37162029
0.001	38674015
0.0001	39023459

Cavities decrease the lifetime of insulation. By increasing the cavity radius  $R$ , lifetime decreases. As the cavity radius goes at about  $0.001\text{ mm}$  and smaller, the difference in lifetimes becomes small or in other words, cavities of such magnitudes do not significantly decrease the lifetime of GO. It must be noted that the above Tab. 1 is rather qualitative rather than quantitative. It is evident from the above results that the electric behavior of GO depends on the temperature. In regions between  $90^{\circ}\text{C}$  -  $100^{\circ}\text{C}$  as well as below  $10^{\circ}\text{C}$ , GO presents insulating behavior. In normal applications, however, under normal atmospheric conditions, its insulating behavior is lost.

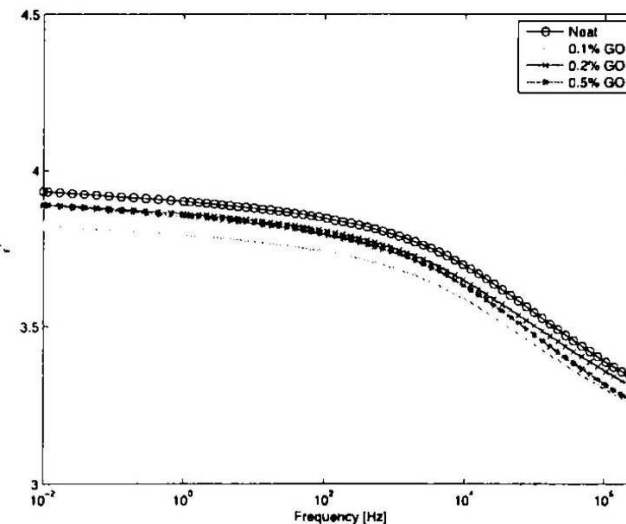


Fig. 9 Dielectric constant epoxy nanocomposite with GO at  $20^{\circ}\text{C}$

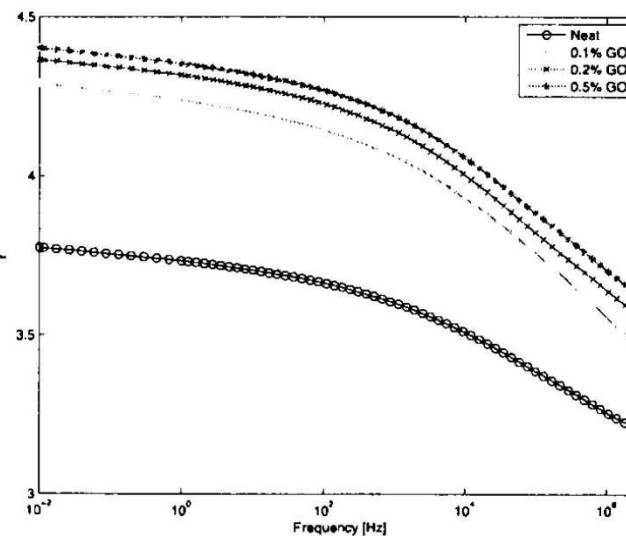


Fig. 10 Dielectric constant of epoxy nanocomposite with GO after thermal treatment

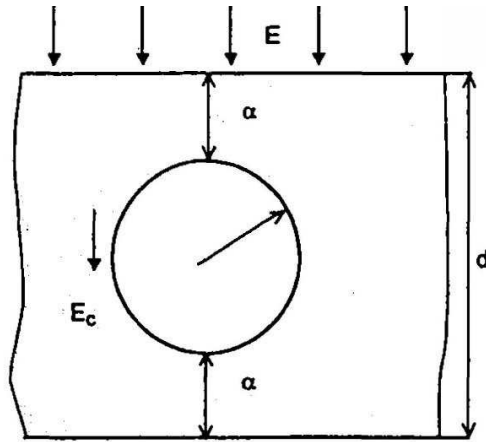


Fig. 11 Enclosed cavity in a solid dielectric

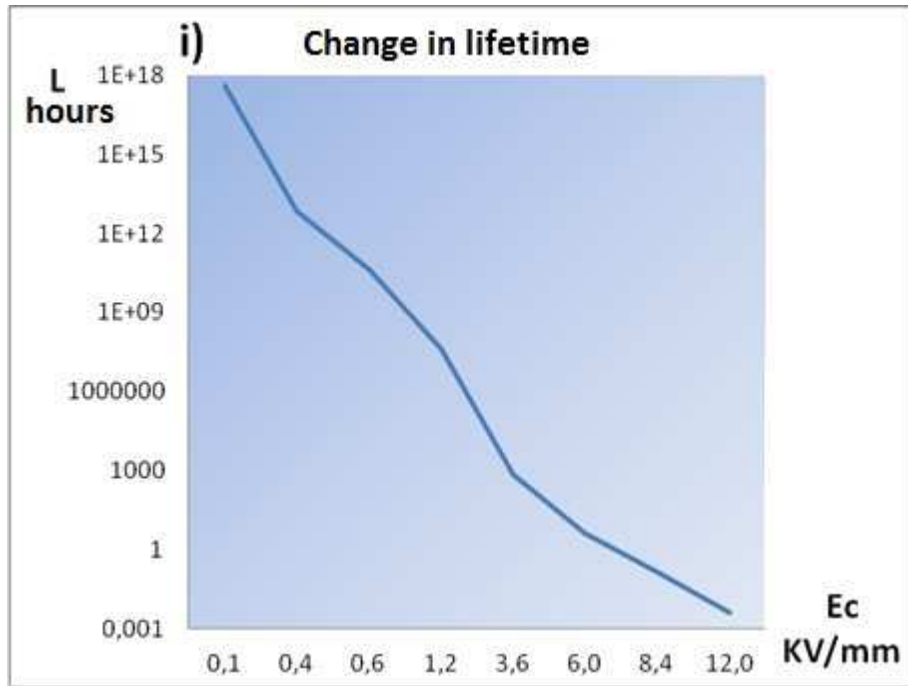


Fig. 12 Change in lifetime in (hours) with the electric field  $E_c$  in (KV/mm)

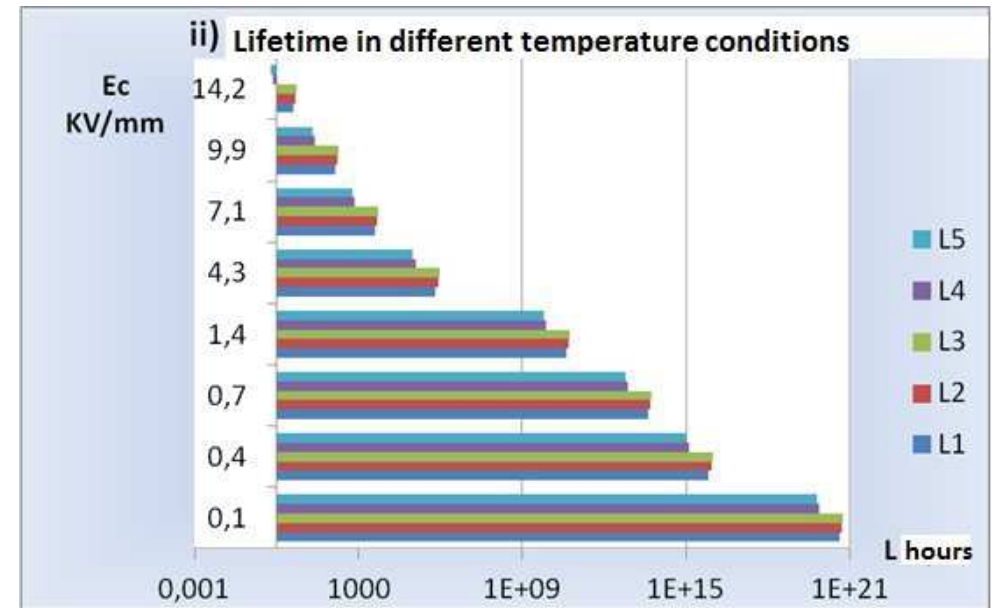


Fig. 13 Change in lifetime in (hours) with the electric field  $E_c$  in (KV/mm) and with different temperature conditions

**Conclusion**

Graphene is an excellent novel material for a variety of applications. However, graphene oxide is not suitable for high voltage applications since its insulating properties are confined to a small temperature range.

**References**

- [1] [http://www.nobelprize.org/nobel\\_prizes/physics/laureates/2010/](http://www.nobelprize.org/nobel_prizes/physics/laureates/2010/)
- [2] Edwards R.S., Coleman K.S., "Graphene synthesis: Relationship to applications", *Nanoscale*, Vol. 5, 2013, pp. 38-51
- [3] Huang X., Liu F., Jiang P., Tanaka T., "Is graphene oxide an insulating material?", *Proceedings of the 2013*

- IEEE International Conference on Solid Dielectrics, 30th June - 4th July 2013, Bologna, Italy, pp. 904-907
- [4] Huang X., Zhi C., Jiang P., Golberg D., Bando Y., Tanaka T., "Temperature-dependent electrical property transition of graphene oxide paper", *Nanotechnology*, Vol. 23, 2012, pp. 1-10
- [5] Yao Y., Chen X., Zhu J., Zeng B., Wu Z., Li X., "The effect of ambient humidity on the electrical properties of graphene oxide", *Nanoscale Research Letters*, Vol. 7, 2012, pp. 363-370  
<http://link.springer.com/article/10.1186/1556-276X-7-363>
- [6] M Liu F., Huo R., Huang X., Jiang P., "Effect of processing method on the dielectric behaviour of graphene oxide/PVDF nanocomposites", *Proceedings of the 2013 IEEE International Conference on Solid Dielectrics*, 30th June - 4th July 2013, Bologna, Italy, 2013, pp. 919-922
- [7] Cavallini A., Fabiani D., Sacconi A., Toselli M., "Thermo-oxidative resistance of crosslinked PE coated by hybrid coatings containing graphene oxide", *Proceedings of the 2013 IEEE International Conference on Solid Dielectrics*, 30th June - 4th July 2013, Bologna, Italy, 2013, pp. 912-914
- [8] Mancinelli P., Fabiani D., Sacconi A., Toselli M., Heid T., Frechette M., Savoie S., David E., "Preparation and dielectric behavior of epoxy resin containing graphene oxide", *Proceedings of the 2013 IEEE International Conference on Solid Dielectrics*, 30th June - 4th July 2013, Bologna, Italy, 2013, pp. 915-918
- [9] Danikas M.G., Vassiliadis G.E., "Models of partial discharges (PD) in enclosed cavities in solid dielectrics", *Journal of Electrical Engineering*, Vol. 54, No. 5-6, 2003, pp. 132-135

### \* About The Authors

*D.G. Mitrakas*, received his degree from Democritus University of Thrace, Department of Electrical and Computer Engineering in May 2014. Since then, he is a self-employed electrical engineer with a particular interest in power systems applications.

*Michael Danikas*, Issue 2, Year 1, 2013, p. 39

### Previous Publication in FUNKTECHNIKPLUS # JOURNAL

"Thoughts on the Possibility of Damage of High-Voltage Electrical Insulation below the So-Called Inception Voltage: A Proposed Solution and Some Further Comments - Part II",  
 Issue 9, Year 3, pp. 355-367

---

*This paper is licensed under a Creative Commons Attribution 4.0 International License - <https://creativecommons.org/licenses/by/4.0/>*

[ This Page Intentionally Left Blank ]

[ This Page Intentionally Left Blank ]

[ This Page Intentionally Left Blank ]

[ This Page Intentionally Left Blank ]

In case of any doubt,  
download the genuine papers from  
**[genuine.ftpj.otoiser.org](http://genuine.ftpj.otoiser.org)**

## FRONT COVER VIGNETTE

A faded synthesis of an anthemion rooted in a meandros

The thirteen-leaf is a symbol for a life tree leaf.  
"Herakles and Kerberos", ca. 530–500 BC,  
by Paseas, the Kerberos Painter,  
Museum of Fine Arts, Boston.

[www.mfa.org/collections/object/plate-153852](http://www.mfa.org/collections/object/plate-153852)

The simple meandros is a symbol for eternal immortality.  
"Warrior with a phiale", ca. 480–460 BC,  
by Berliner Maler,  
Museo Archeologico Regionale "Antonio Salinas" di Palermo.

[commons.wikimedia.org/wiki/File:Warrior\\_MAR\\_Palermo\\_NI2134.jpg](https://commons.wikimedia.org/wiki/File:Warrior_MAR_Palermo_NI2134.jpg)

### ARG NfP AoI

Antennas Research Group

Not-for-Profit Association of Individuals [\*]

[www.arg.op4.eu](http://www.arg.op4.eu) – [arg@op4.eu](mailto:arg@op4.eu)

Hauptstraße 52, 2831 Scheiblingkirchen, Austria

Telephone: 0 6646311483 – International: 0043 6646311483

\* The Constitution of Greece, Article 12(3) – 2008:

[www.hellenicparliament.gr/en/Vouli-ton-Ellinon/To-Politevma](http://www.hellenicparliament.gr/en/Vouli-ton-Ellinon/To-Politevma)

\* The Hellenic Supreme Court of Civil and Penal Law:

[www.areiospagos.gr/en](http://www.areiospagos.gr/en) – [Court Rulings:Civil|A1|511|2008](http://www.areiospagos.gr/en/Court-Rulings:Civil|A1|511|2008)